

TABLE OF CONTENTS

A		M	
ANSI Standards.....	2	Mortar Box.....	5
C		N	
Cancellation Notification	2	No Hole (Blank) Hinges	2
Concealed Electric Through-Wire.....	4-5	P	
Custom Hole Pattern	2	Powder Coat	3
Custom Length Hinges	2	Q	
D		Quick Connect.....	5
Dutch Door Hinges	3	Quick Ship.....	2
E		R	
Electrical Modifications Standard Locations.....	4	Raised Barrel.....	3
Electric Power Transfer Preparations (EPT)	5	Replacement Moldings	3
Exposed Electric Switches	5	S	
Extra Long Hinges.....	2	Security Fasteners.....	3
F		Security Studs.....	3
Fasteners.....	4	Sheared Leaf	3
Fire Rating	2	Standard Lengths.....	2
H		T	
Hinges		Tamper Resistant Hospital Tips.....	3
Concealed Leaf	6-7	W	
Full Surface	7	Wide Throw	3
Half Surface	6		
Half Mortise.....	6		
How To Order.....	1		
L			
Lead Times	2		
Lead Lined.....	2		

HOW TO ORDER:

Example: 790-900 83 1/8" US32D 1 PK

Stock Number: 023043

Item Number: PS90083B32D000001

790

STAINLESS
STEEL
CONTINUOUS
HINGE

900

ITEM#

83

LENGTH

1/8"

FRACTION

US32D

FINISH

1 PK

STANDARD
SINGLE
PACK



Stainless Steel Continuous Hinges

ANSI Standards

790 Series stainless steel continuous hinges are approved for ANSI A156.26 Grade 1 for 150-pound doors.

Fire Rating

Hager 790 Series hinges are approved by Underwriters Laboratories, Inc. Fire Rated label for up to 3 hours for metal doors and 90 minutes for wood composite doors.



Lead Times

Stock items will typically ship in five working days or less from the order entry date. Made-to-order items will typically ship in 15 working days depending on seasonal volume and order complexity. Special orders including industrials, special machining, and large quantities may need to be scheduled. The anticipated ship date will be included with each order acknowledgement. Please contact Customer Service if product availability is in question.

Quick Ship

Products denoted with **red and bold** pricing are available to order through the Quick Ship program and ship within 24 hours. When ordering these products please visit www.hagerco.com and log in to MyHager to access the 'Quick Ship' portal. Due to the promptness of the fulfillment process, Quick Ship orders are non-cancellable.

Cancellation Notification

Cancellation for made-to-order items must be communicated within 48 hours of order placement.

Standard Lengths

Stainless steel hinges are listed and priced as actual lengths 83-1/8" (7'0" opening), 85" (7'2" opening), 95" (8'0" opening), and 119" (10'0" opening) for convenience in application to nominal sized doors. Other lengths may be ordered as non-standard items.

Extra Long Hinges

Hinges over 119" are manufactured as two separate lengths with staggered joints for on-site connection.

MODIFICATIONS & ADDITIONS

ADDITION TO LIST PRICE

Custom Length Hinges

Actual door height may be specified at an additional charge outlined:

- For hinges 40" to 83" in length **\$68.15** to 7' list price.
- For hinges 83" to 95" in length **\$68.15** to 8' list price.
- For hinges 95" to 119" in length **\$68.15** to 10' list price.
- For hinges 119" to 192" in length **\$156.00** to the list price

Custom Hole Pattern

- Any hole pattern or shape other than Hager's standard hole pattern.

Price on Application

No Hole (Blank) Hinges

- Holes omitted for special applications (i.e. welded installation).

Price on Application

Lead Lined Hole Pattern

- Only available on Models 790-900, 790-911 and 790-915.

Price on Application



MODIFICATIONS & ADDITIONS

ADDITION TO LIST PRICE

Powder Coat

- Available in aluminum, dark bronze, satin bronze, satin brass, black, or white. Lead time of up to 8-10 weeks may be required.

Price on Application

Tamper Resistant Hospital Tips (HT)

- Custom lengths
- Available on concealed leaf models 790-900, 790-905, 790-907, 790-915, for standard lengths.

\$113.65

Price on Application

Dutch Door Prep (DUTCH)

- Furnished as a continuous frame leaf while door leaf is cut to fit dutch door specified height.

\$113.65

Wide Throw

- Specify distance from pin centerline to heel edge of hinge.

Price on Application

Raised Barrel (SWAGED)

- Available on concealed and half surface models.

Price on Application

Sheared Leaf

- Available on all models except 790-904 and 790-906.
- Specify distance from pin centerline to extreme edge of hinge when ordering.

Price on Application

Security Studs

- Stainless steel security studs mounted through frame leaf into door frame.
- Door and frame must be specifically prepped to accommodate security studs.
- Door leaf is drilled to accommodate studs.

\$80.00

Replacement Moldings (M)

Hinge lengths:

79", 83", 85"

95"


119"

\$168.10

\$181.70

\$198.95

- Shipped in stock lengths for trimming in the field.



- Brush aluminum & furnished with 5 each molding clips, 5 each 1/4"-14 x 1" panhead 2C screws.
- Available on models 790-903, 790-904, 790-906 and 790-909.

Security Fasteners

- Torx and Spanner Head available in place of standard fasteners.

\$79.55



Stainless Steel Continuous Hinges

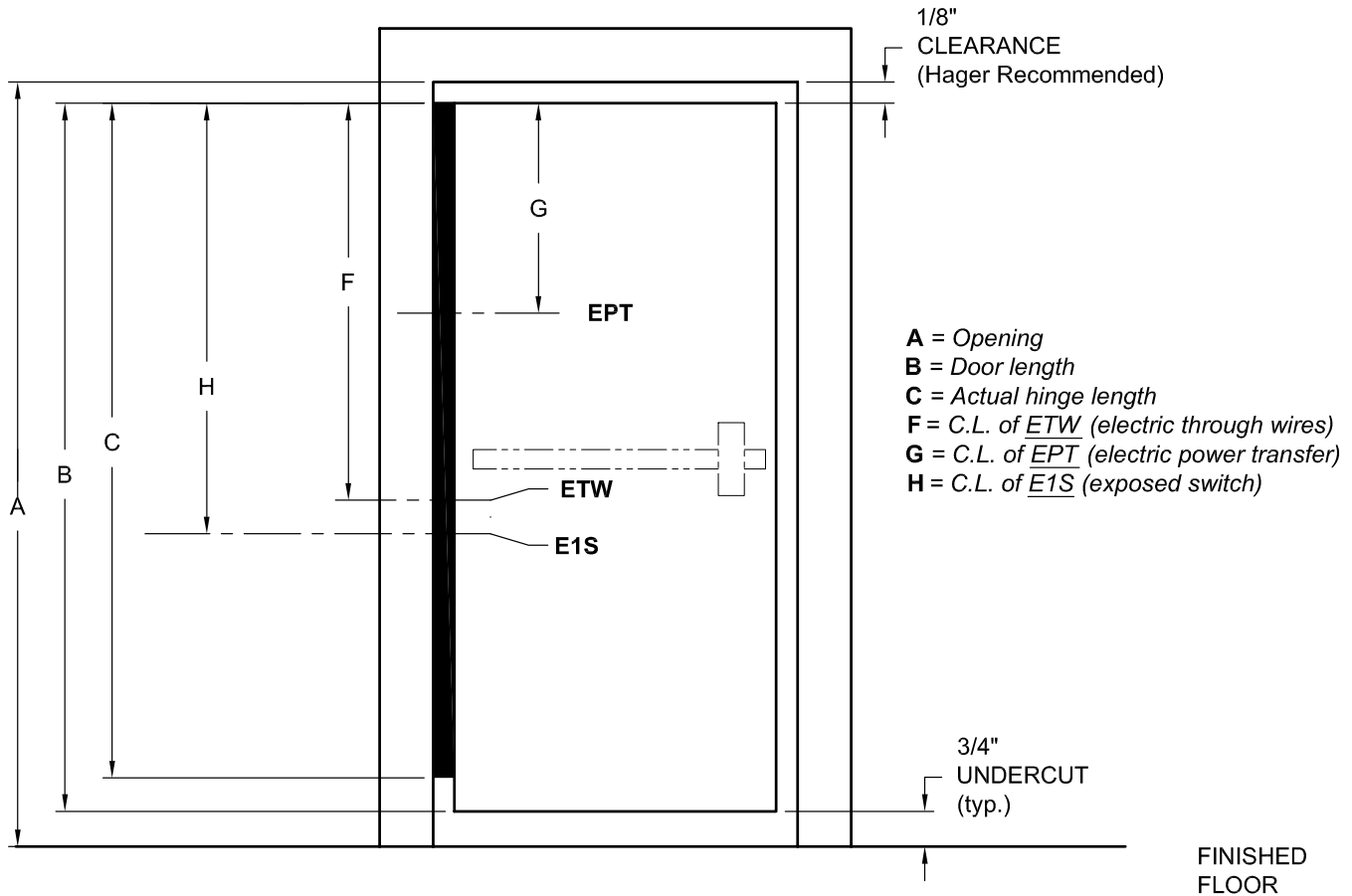
MODIFICATIONS & ADDITIONS

Additional Fasteners

#10-24 x 5/8" Torx Head Machine Screw	\$2.80 /ea
#10-16 x 1-1/4" Thread Forming Flat Head Screw	\$1.20 /ea
1/4"-14 x 1" Thread Forming Pan Head Screw	\$1.75 /ea
#10-24 x 5/8" Self-Drilling Flat Head Screw	\$1.75 /ea
1/4"-20 x 3/4" Self-Drilling Pan Head Screw	\$1.50 /ea
Adjustment Stud With Flat Head Screw	\$8.40 /ea
Sexbolt and Nut	\$5.20 /ea

STANDARD LOCATIONS FOR ELECTRICAL MODIFICATIONS

	79"	83"	85"	95"	119"
Opening	80"	84"	86"	96"	120"
Door Height	79-1/8"	83-1/8"	85-1/8"	95-1/8"	119-1/8"
Hinge Length	79-3/16"	83-1/8"	85-1/8"	95"	118-3/4"
ETW	41-1/2"	43-1/2"	45-1/2"	55-3/8"	79-1/8"
EPT	24-1/2"	28-7/16"	30-7/16"	40-1/2"	64-7/16"
E1S	41-1/2"	43-1/2"	45-1/2"	55-3/8"	79-1/8"



MODIFICATIONS & ADDITIONS

ADDITION TO LIST PRICE

Quick Connect

Available for ETW.

\$45.60

Electric Power Transfer Preparations (EPT)

\$130.25

- Hinge leaf cutout to accommodate power transfer device.
- Specify handing and dimension from top of hinge to centerline of power transfer cutout location. Please note the clearance from top of hinge to underside of header, typically 1/16" to 1/8" (1.6 mm to 3.2 mm).
- Available on models 790-900, 790-903, 790-904, and 790-915.

Exposed Electric Switches (E1S)

\$200.55

- Each monitoring hinge only needs one E1S switch.
- Specify handing and dimension from top of hinge to centerline of electric switch.
- Miniature push button switch is incorporated in the hinge frame leaf to monitor position of the door.

Concealed Electric Through-Wire (ETW)

Electric Through Wire	ETW - 4	\$579.55
Electric Through Wire	ETW - 8	\$866.95
Electric Through Wire	ETW - 10	\$1,169.05

- 24-gauge 12" wire leads available on 790-900 and 790-915.
- Transfers power discretely from building to door hardware.
- Specify handing and dimension from top of hinge to centerline of electric through-wire location. Please note the clearance from top of hinge to underside of header, typically 1/16" to 1/8" (1.6 mm to 3.2 mm).

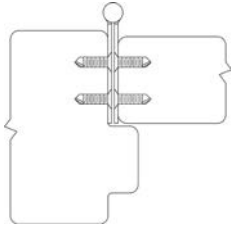
Mortar Box - 430

\$45.55

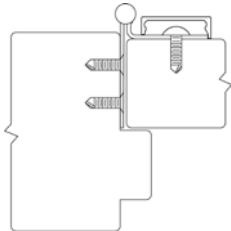
- Serves as mortar shield.
- Top and bottom knockouts for standard conduit fittings.
- Overall dimensions are 9" (229 mm) length with tabs 7" (178 mm). Inside is 1-3/4" x 1-3/4" (45 mm x 45 mm).
- Galvanized steel .040" (1 mm).



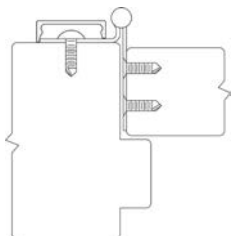
Stainless Steel Continuous Hinges



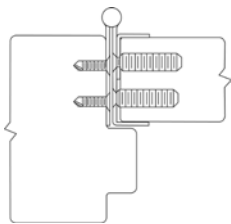
Description		Finish	2018 List	Stock No.	Case Qty.
790-900 Concealed Leaf, 1/8" Inset Door of Any Material	79" (2007 mm)	US32D	435.00	27336	1
	83" (2108 mm)	US32D	435.00	23243	1
	85" (2159 mm)	US32D	495.00	27921	1
	95" (2413 mm)	US32D	500.00	23250	1
	119" (3023 mm)	US32D	725.00	23251	1



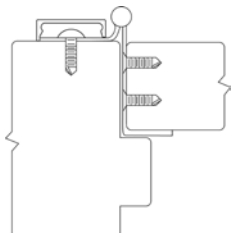
790-903 Half Surface, 1/8" Inset Door of Any Material Optional sex bolts available (specify when ordering).	79" (2007 mm)	US32D	500.00	42721	1
	83" (2108 mm)	US32D	500.00	23254	1
	85" (2159 mm)	US32D	580.00	53025	1
	95" (2413 mm)	US32D	580.00	23256	1
	119" (3023 mm)	US32D	740.00	23260	1



790-904 Half Mortise, 1/8" Inset Door of Any Material	79" (2007 mm)	US32D	505.00	71952	1
	83" (2108 mm)	US32D	505.00	52990	1
	85" (2159 mm)	US32D	605.00	92025	1
	95" (2413 mm)	US32D	605.00	52993	1
	119" (3023 mm)	US32D	785.00	52994	1



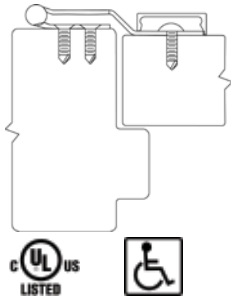
790-905 Concealed Leaf, 1/8" Inset Door of Any Material	79" (2007 mm)	US32D	560.00	65223	1
	83" (2108 mm)	US32D	560.00	23266	1
	85" (2159 mm)	US32D	640.00	36876	1
	95" (2413 mm)	US32D	640.00	23265	1
	119" (3023 mm)	US32D	955.00	23267	1



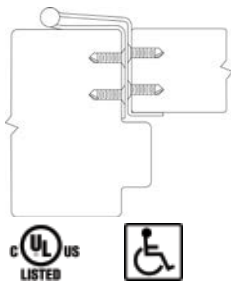
790-906 Half Mortise, Edge Guard Door of Any Material	79" (2007 mm)	US32D	505.00	92102	1
	83" (2108 mm)	US32D	505.00	92103	1
	85" (2159 mm)	US32D	605.00	92105	1
	95" (2413 mm)	US32D	605.00	92107	1
	119" (3023 mm)	US32D	785.00	92110	1



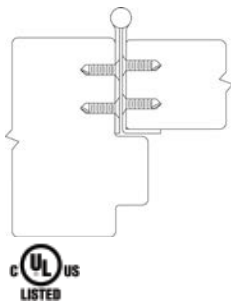
Stainless Steel Continuous Hinges



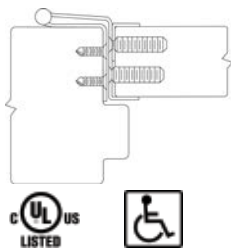
Description		Finish	2018 List	Stock No.	Case Qty.
790-909 Full Surface, 1/8" Inset Swing Clear Door of Any Material Optional sex bolts available (specify when ordering).	79" (2007 mm)	US32D	605.00	38978	1
	83" (2108 mm)	US32D	605.00	23270	1
	85" (2159 mm)	US32D	695.00	47643	1
	95" (2413 mm)	US32D	695.00	23271	1
	119" (3023 mm)	US32D	890.00	23279	1



790-911 Concealed Leaf Swing Clear Door of Any Material	79" (2007 mm)	US32D	630.00	9412	1
	83" (2108 mm)	US32D	630.00	23284	1
	85" (2159 mm)	US32D	645.00	89831	1
	95" (2413 mm)	US32D	645.00	23285	1
	119" (3023 mm)	US32D	985.00	23286	1



790-915 Concealed Leaf, 1/16" Inset Door of Any Material	79" (2007 mm)	US32D	525.00	33963	1
	83" (2108 mm)	US32D	525.00	23287	1
	85" (2159 mm)	US32D	595.00	40111	1
	95" (2413 mm)	US32D	595.00	23288	1
	119" (3023 mm)	US32D	885.00	23289	1



790-926 Concealed Leaf Swing Clear Door of Any Material	79" (2007 mm)	US32D	780.00	45597	1
	83" (2108 mm)	US32D	780.00	26760	1
	85" (2159 mm)	US32D	880.00	50336	1
	95" (2413 mm)	US32D	880.00	26761	1
	119" (3023 mm)	US32D	1,065.00	26762	1

1. Items with the price in **bold and red** are Quick Ship items and ship in 24 hours.
Please use stock number when ordering. 2. U/M is each unless otherwise noted.

