



**BUILDING VALUE SINCE 1906**

# **PRICE LISTS**

**Effective June 1, 2022  
Washroom Accessories**

## **Main Menu (click on selection)**

Distributor's Net Price List

Dealer Price List

Commercial Price List

Parts Price List

*Non iBob Users — If you are currently not using iBob and would like to be set up, please email [ibobadministration@bobrick.com](mailto:ibobadministration@bobrick.com) with "iBob Registration" as Subject to receive a username and password.*

*[Click here to find your representative](#)*

**Bobrick Washroom Equipment, Inc.  
New York • Jackson, TN • Los Angeles**

Quick Ship	Model Number	Description	Net Price Each \$	Shipping Data Size Cubic Ft.	Shipping Data Weight (lb)	Truck
<b>COMBINATION TOWEL/WASTE UNITS</b>						
	B-369	Recessed Paper Towel Dispenser/Waste Receptacle	171.00	2.12	13.48	
	369-130	TowelMate for B-359, B-359033, B-359039, B-369, B-3699, B-36903, B-4262, B-4369, B-43699, B-43944, B-43949	42.75	0.32	1.50	
	B-36903	Paper Towel Dispenser and Waste Receptacle	232.35	2.31	16.50	
	B-3699	Surface-Mounted Paper Towel Dispenser and Waste Receptacle	249.15	2.12	16.78	
	B-3803	Paper Towel Dispenser and Waste Receptacle	389.10	5.61	30.45	
	3803-130	TowelMate for B-3900, B-3904, B-3907, B-3909, B-3803, B-38032, B-38034, B-380349	47.85	0.81	1.28	
	B-38030 115V	Recessed Paper Towel Dispenser/Automatic Hand Dryer/Waste Bin (3-in-1 Unit)	1,522.05	5.16	41.50	
	B-38030 230V	Recessed Paper Towel Dispenser/Automatic Hand Dryer/Waste Bin (3-in-1 Unit)	1,522.05	5.16	41.50	
	B-380309 115V	Recessed Paper Towel Dispenser/Automatic Hand Dryer/Waste Bin (3-in-1 Unit)	1,648.05	7.99	49.00	
	B-380309 230V	Recessed Paper Towel Dispenser/Automatic Hand Dryer/Waste Bin (3-in-1 Unit)	1,648.05	7.99	49.00	
	B-38031 115V	Recessed Paper Towel Dispenser/Automatic Hand Dryer/Waste Bin	1,741.65	7.99	49.00	
	B-38031 230V	Recessed Paper Towel Dispenser/Automatic Hand Dryer/Waste Bin	1,774.20	7.99	49.00	
	B-38032	Semi-Recessed Paper Towel Disp., Waste Receptacle	468.45	4.86	37.61	
	B-38034	Paper Towel Disp., Waste Recep., 3-3/4" Wall Depth	342.45	5.61	29.15	
	B-380349	Surface-Mtd. Paper Towel Disp., Waste Receptacle	503.10	5.61	29.48	
	B-39003	Paper Towel Dispenser and Waste Receptacle	515.55	7.59	44.55	
	39003-130	TowelMate for B-39003, B-390034, B-396034	45.90	1.04	2.95	
	B-3940	Recessed Convertible Paper Towel Dispenser/Waste Receptacle	343.20	4.78	31.00	
	B-3942	Convertible Semi-Recessed Paper Towel Disp./Waste Recep. - 12-Gal.	450.00	7.89	41.36	
	B-3944	Convertible Paper Towel Disp./Waste Recep. for 4" Wall - 12-Gal.	313.35	7.89	36.01	
	3944-52	Interchangeable Folded Paper Towel Dispenser Module	177.30	0.46	4.81	
	3944-130	TowelMate for B-3914, B-3942, B-3944, B-3947, B-3949, B-4362, B-43944, B-43949	47.85	0.42	2.50	
	3944-134	LinerMate® for ClassicSeries -12-Gal. only B-277, B-3644, B-3942, B-3944, B-3949, B-3961, B-39619, B-3974, B-3979	42.60	1.62	3.75	
	B-3947	Convertible Paper Towel Disp./Waste Receptacle for 4" Wall-18-Gal.	451.35	11.46	41.14	
	B-3949	Convertible Surface-Mounted. Paper Towel Disp./Waste Recep.-12-Gal.	502.35	7.51	45.38	
	B-3961	Convertible Paper Towel Disp./Waste Receptacle for 4" Wall-12-Gal.	619.05	10.87	50.60	
	3961-50	Interchangeable Touch-Free Universal Roll Towel Dispenser Module	347.55	10.87	50.60	
	B-39617	Convertible Paper Towel Disp./Waste Receptacle - 18-Gal.	729.00	7.60	40.00	
	B-39619	Convertible Surf.-Mtd. Roll Paper Towel Disp./Waste Recep. - 12-Gal.	795.90	10.87	59.40	
	B-3974	Recessed Automatic Universal Roll Paper Towel Dispenser / Waste Receptacle-12-Gal.	765.75	7.68	40.00	
	3974-250	Interchangeable Automatic Universal Roll Towel Dispenser Module	376.65	2.41	15.75	
	3974-57	Converts the unit from batteries to AC Power	46.65	0.06	0.28	
	B-39747	Recessed Automatic, Universal Roll Paper Towel Dispenser / Waste Receptacle-18-Gal.	783.75	10.41	51.01	
	B-3979	Surface-Mounted Convertible Paper Towel Dispenser/Waste Receptacle	824.70	7.68	48.00	
	B-4369	Paper Towel Disp. and Waste Recep., 2.6-Gal.	335.55	2.42	18.80	
	4369-134	LinerMate for ConturaSeries B-4369, B-43699	37.80	0.54	2.10	
	B-43699	Surf.-Mtd. Paper Towel Disp., Waste Recep., 2.6-Gal.	434.85	2.42	22.66	
	B-43944	Paper Towel Disp. and Waste Recep., 15.0-Gal.	699.30	8.47	49.61	
	43944-134	LinerMate for ConturaSeries B-43944, B-43949	49.95	2.34	4.90	
	B-43949	Surf.-Mtd. Paper Towel Disp., Waste Recep., 15.0-Gal.	908.55	10.01	60.72	
<b>PAPER TOWEL DISPENSERS</b>						
	B-253	Surface-Mounted Roll-Paper-Towel Dispenser	36.30	0.07	1.24	
	B-262	Paper Towel Dispenser, 400 C-Fold or Multifold, Tumbler Lock	48.00	0.46	4.81	
	262-130	TowelMate® for B-262, B-2620, B-2621, B-26212	27.45	0.08	0.35	
	B-2620	Paper Towel Dispenser, 400 C-Fold or Multifold, Knob Latch	49.80	0.55	4.81	
	B-2621	Paper Towel Dispenser, 200 C-Fold or Multifold, Knob Latch	45.90	0.26	3.09	
	B-26212	Paper Towel Dispenser, 200 C-Fold or Multifold, Tumbler Lock	46.50	0.43	3.17	
	B-263	Paper Towel Dispenser, Stainless Steel - Singlefold	107.55	0.43	4.61	
	B-2860	Roll Paper Towel Dispenser	323.10	1.99	18.77	
	B-2974	Automatic, Universal Surface-Mtd. Roll Paper Towel Dispenser	399.30	2.50	16.10	
	B-29744	Automatic, Universal Semi-Recessed Roll Paper Towel Dispenser	531.45	3.20	20.10	
	B-318	Paper Towel Dispenser - Recessed Cabinet	253.05	1.10	5.64	
	B-359	Paper Towel Dispenser - C-Fold and Multifold	111.90	1.29	6.74	
	B-35903	Paper Towel Dispenser	270.90	1.43	7.70	
	B-359033	Recessed Paper Towel Dispenser	293.70	1.15	7.50	

Quick Ship	Model Number	Description	Net Price Each \$	Shipping	Shipping	Truck
				Data	Data	
				Size Cubic Ft.	Weight (lb)	
	B-359039	Surface-Mtd. Paper Towel Dispenser – TrimLineSeries	358.50	1.15	9.80	
	B-4262	Paper Towel Dispenser	130.05	0.48	6.27	
	B-526	Paper Towel Dispenser for Countertops	206.55	1.03	6.74	
	B-5262	Paper Towel Dispenser	30.15	0.55	2.05	
	B-529	Circular Countertop-Mounted Waste Chute, Stainless Steel	106.50	0.19	1.15	
	B-532	Circular Countertop-Mounted Waste Chute, Stainless Steel	80.55	0.19	1.15	
	B-72860	Surface-Mounted Roll-Paper-Towel Dispenser	125.70	0.02	7.50	
	B-72974	Automatic, Universal Surface-Mtd. Roll Paper Towel Dispenser, Plastic	135.45	1.21	5.04	
<b>WASTE RECEPTACLES</b>						
	B-220816	Waste Receptacle, Heavy-duty, Floor-Standing, Foot Operated, 8-gal.	348.00	3.19	16.00	
	B-221216	Waste Receptacle, Heavy-duty, Floor-Standing, Foot Operated, 12-gal.	407.10	3.94	20.00	
	B-2250	Waste Receptacle with Top – 13-Gal.	403.95	3.54	20.97	
	B-2260	Waste Receptacle without Top – 13-Gal.	254.40	2.20	14.23	
	B-2280	Waste Receptacle without Top – 21-Gal.	355.05	4.22	20.42	
	B-2300	Waste Receptacle with Black Dome-Top – 18-Gal.	419.70	7.15	30.80	
	B-2400	Large-Capacity Waste Receptacle – 33-Gal.	1,185.30	7.21	45.10	
	B-268	Surface-Mounted Corner Waste Bin	188.55	4.23	15.69	
	B-275	Waste Receptacle, Stainless Steel – 20-Gal.	280.20	4.72	19.25	
	B-277	Waste Receptacle, Stainless Steel, 12.75-Gal.	284.25	2.97	15.84	
	B-279	Waste Receptacle, Stainless Steel – 6.4-Gal.	98.55	1.87	9.90	
	B-35633	Recessed Waste Receptacle w/Disposal Door, 3-Gal.	233.85	5.11	17.80	
	B-35639	Surface-Mtd. Waste Receptacle w/Disposal Door, 3-Gal.	278.40	1.87	21.10	
	B-35643	Recessed Waste Receptacle, 12-Gal.	436.95	5.11	29.10	
	B-35649	Surface-Mtd. Waste Receptacle, 12-Gal.	528.45	5.11	36.65	
	B-3644	Waste Receptacle, Requires 4" Wall Recess – 12-Gal.	223.05	4.22	23.03	
	366-60	Kit for 4" Deep Waste Receptacle	137.25	0.85	10.00	
	367-60	Interchangeable 12 Gallon Waste Receptacle Module	142.35	2.71	12.94	
	368-60	Interchangeable 18 Gallon Waste Receptacle Module	167.85	4.27	15.44	
	B-43644	Waste Receptacle, 11.2-Gal. – ConturaSeries	362.70	5.23	33.66	
	43644-134	LinerMate for ConturaSeries® B-43644	47.55	1.88	4.20	
	B-527	Waste Door for Countertops	149.25	0.27	2.00	
<b>SUREFLO® AUTOMATIC COUNTER-MOUNTED SOAP DISPENSERS</b>						
	B-824	Liquid Dispenser, 34-fl. oz., 6-3/4" Spout – for Lav. up to 2" Thick	302.25	0.70	3.30	
	824-201	External AC Multi Adapter Kit	191.40	0.01	0.11	
	824-241	Battery Pack	16.20	0.01	0.04	
	B-828	Foam Dispenser, 34-fl. oz., 6-3/4" Spout – for Lav. up to 2" Thick	343.80	0.70	3.30	
	B-8281	Foam, Automatic, Top-Fill Bulk Soap Dispenser, Retrofit Solution	334.20	0.70	3.40	
<b>DESIGNER SERIES COUNTER-MOUNTED AUTOMATIC SOAP DISPENSER - FOAM</b>						
	B-840	Counter-Mounted Automatic Soap Dispenser, Polished Brass, 34-fl. Oz.	541.20	0.70	4.30	
	B-842	Counter-Mounted Automatic Soap Dispenser, Matte Black, 34-fl. Oz.	533.10	0.70	4.30	
	B-845	Counter-Mounted Automatic Soap Dispenser, Brushed Nickel, 34-fl. Oz.	527.10	0.70	4.30	
	B-846	Counter-Mounted Automatic Soap Dispenser, Polished Nickel, 34-fl. Oz.	522.00	0.70	4.30	
	B-848	Counter-Mounted Automatic Soap Dispenser, Polished Chrome, 34-fl. Oz.	517.65	0.70	4.30	
<b>DESIGNER SERIES COUNTER-MOUNTED AUTOMATIC SOAP DISPENSER - LIQUID</b>						
	B-850	Counter-Mounted Automatic Soap Dispenser, Polished Brass, 34-fl. Oz.	488.55	0.70	4.30	
	B-852	Counter-Mounted Automatic Soap Dispenser, Matte Black, 34-fl. Oz.	476.70	0.70	4.30	
	B-855	Counter-Mounted Automatic Soap Dispenser, Brushed Nickel, 34-fl. Oz.	475.80	0.70	4.30	
	B-856	Counter-Mounted Automatic Soap Dispenser, Polished Nickel, 34-fl. Oz.	471.30	0.70	4.30	
	B-858	Counter-Mounted Automatic Soap Dispenser, Polished Chrome, 34-fl. Oz.	462.90	0.70	4.30	
<b>DESIGNER SERIES FAUCETS</b>						
	B-8870	Faucet, Polished Brass	504.30	0.53	5.00	
	B-8872	Faucet, Matte Black	502.20	0.53	5.00	
	B-8875	Faucet, Brushed Nickel	504.30	0.53	5.00	
	B-8876	Faucet, Polished Nickel	482.85	0.53	5.00	
	B-8878	Faucet, Polished Chrome	438.60	0.53	5.00	
<b>AUTOMATIC COUNTER-MOUNTED LAVATORY-MOUNTED SOAP DISPENSERS - FOAM SOAP</b>						
	B-8263	Automatic Touch-Free Lavatory-Mounted Foam Soap Dispenser, Foam	138.90	0.23	1.95	
	B-8263.18	Starter Kit with B-8263 Dispenser, 800ml foam soap refill, 4 batteries	184.20	0.38	5.90	



Quick Ship	Model Number	Description	Net Price Each \$	Shipping Data Size Cubic Ft.	Shipping Data Weight (lb)	Truck
<b>AUTOMATIC COUNTER-MOUNTED LAVATORY-MOUNTED SOAP DISPENSERS - LIQUID SOAP</b>						
	B-826	Automatic Touch-Free Lavatory-Mounted Soap Dispenser, Liquid	134.70	0.23	1.95	
	B-826.18	Starter Kit with B-826 Dispenser, 800ml lotion soap refill, 4 batteries	162.75	0.38	5.90	
	826-20	AC Adapter 6V for one B-826 or B-8263 Dispenser	81.45	0.18	0.40	
<b>AUTOMATIC WALL-MOUNTED SOAP DISPENSERS - FOAM SOAP</b>						
	B-2013	Automatic Wall-Mounted Foam Soap Dispenser, 27-fl. Oz	168.45	0.11	3.00	
<b>AUTOMATIC WALL-MOUNTED SOAP DISPENSERS - LIQUID SOAP</b>						
	B-2012	Automatic Wall-Mounted Soap Dispenser, 30-fl. oz.	146.55	0.21	3.05	
	B-2000	Dispenser Stand For use with Bobrick's B-2012 & B-2013 Soap Disp.	162.15	19.09	23.00	
<b>SUREFLO® DISPENSING SYSTEM</b>						
	822-402	Universal Basin Mtg Grip-All Purpose	19.35	0.00	0.10	
	B-830	Cabinet, Stainless Steel Construction, with Low Soap Indicator (LSI) Light	272.25	1.65	10.00	
	830-162	25 Foot Tubing Packet	38.70	0.62	2.55	
	830-164	Tubing Connector Packet	10.35	0.01	0.05	
	830-341	Soap Dispenser Connector Kit (One kit required for each sink Includes swivel connector assembly, connector tubing, and clamps.) When countertop exceeds 1-1/4" thickness, also order 822-402 Adapter.	22.05	0.12	1.01	
<b>SUREFLO® DISPENSING SYSTEM - FOAM SOAP</b>						
	833-359	Foam, Soap Pump (B-823), 4" Spout Length, Bright Polished Stainless Steel with 3" Shank	56.85	0.17	1.75	
	833-372	Foam, Soap Pump (B-8226), 6" Spout Length, Bright Polished Stainless Steel with 3" Shank	61.50	0.17	1.75	
	B-82512	EcoLogo Green Soap Cartridge, Foam, 12 Liters	136.20	0.70	27.30	
<b>SUREFLO® DISPENSING SYSTEM - LIQUID SOAP</b>						
	830-359	Liquid, Soap Pump (B-822), 4" Spout Length, Bright Polished Stainless Steel with 3" Shank	45.75	0.06	0.56	
	830-372	Liquid, Soap Pump (B-8226), 6" Spout Length, Bright Polished Stainless Steel with 3" Shank	50.10	0.07	0.60	
	B-81212	Pink Lotion Soap Cartridge, Liquid, 12 Liters	49.80	0.70	26.00	
	B-81312	Premium Gold Soap Cartridge, Liquid, 12 Liters	61.50	0.70	26.00	
	B-81412	EcoLogo Green Soap Cartridge, Liquid, 12 Liters	53.85	0.70	26.00	
<b>COUNTER-MOUNTED MANUAL SOAP DISPENSERS - FOAM SOAP</b>						
	B-823	Foam Dispenser, 34-fl. oz., 4" Spout – for Lav. up to 3" Thick	96.15	0.14	1.21	
	B-8231	Foam Dispenser, 20-fl. oz., 4" Spout – for Lav. up to 3" Thick	96.15	0.11	0.96	
	B-82316	Foam Dispenser, 20-fl. oz., 6" Spout – for Lav. up to 3" Thick	112.05	0.13	0.97	
	B-8236	Foam Dispenser, 34-fl. oz., 6" Spout – for Lav. up to 3" Thick	111.30	0.13	1.10	
<b>COUNTER-MOUNTED MANUAL SOAP DISPENSERS - LIQUID SOAP</b>						
	B-822	Liquid Dispenser, 34-fl. oz., 4" Spout – for Lav. up to 4" Thick	40.35	0.14	1.21	
	B-8221	Liquid Dispenser, 20-fl. oz., 4" Spout – for Lav. up to 1" Thick	40.35	0.11	0.96	
	B-82216	Liquid Dispenser, 20-fl. oz., 6" Spout – for Lav. up to 1" Thick	46.95	0.13	0.97	
	B-8226	Liquid Dispenser, 34-fl. oz., 6" Spout – for Lav. up to 4" Thick	46.95	0.13	1.10	
<b>WALL-MOUNTED SOAP DISPENSERS</b>						
	B-155	LiquidMate® Soap Dispenser Chrome Bracket, 24-fl. oz.	23.40	0.11	0.69	
	B-156	LiquidMate Soap Dispenser, Beige Bracket, 24-fl. oz.	15.45	0.11	0.69	
	B-2111	Soap Dispenser, Vertical Tank Type, 40-fl. oz.	35.85	0.18	2.06	
	2111-79	SureFlo Retrofit Soap Valve for Bobrick Soap Dispenser	34.95	0.01	0.21	
	B-2112	Soap Dispenser, Horizontal Tank Type, 40-fl. oz.	35.85	0.18	2.06	
	B-26607	Surface-Mounted Liquid Soap Dispenser, 17-fl. oz.	218.85	0.25	3.50	
	B-26617	Surface-Mounted Liquid Soap Dispenser, 1-L.	232.35	0.25	4.00	
	B-26627	Surface-Mounted Foam Soap Dispenser, 17-fl. oz.	218.85	0.25	3.00	
	B-26637	Surface-Mounted Foam Soap Dispenser, 1-L.	232.35	0.25	4.00	
	B-306	Recessed Soap Dispenser, 45-fl. oz.	126.30	0.32	3.42	
	B-40	Soap Dispenser, 2-Tone Black/Grey ABS – 40-fl. oz.	26.10	0.10	1.10	
	B-4063	Recessed Soap Disp., 50-fl. oz.	221.85	0.62	5.61	
	B-4112	Soap Dispenser, 40-fl. Oz.	63.90	0.11	2.10	
	4112-79	All Purpose Soap Valve	28.05	0.01	0.20	
	B-42	Soap Dispenser, All Black ABS – 40-fl. oz.	25.65	0.13	1.24	
	B-5050	Liquid Soap Dispenser, 50-fl. oz.	30.30	0.12	1.10	
	818615	Heavy-Duty Surface-Mounted Soap Dispenser, 40-fl. oz., ConturaSeries	86.25	0.10	1.91	

Quick Ship	Model Number	Description	Net Price Each \$	Shipping Data Size Cubic Ft.	Shipping Data Weight (lb)	Truck
		<b>SANITARY NAPKIN / TAMPON DISPENSERS</b>				
	B-2706 25	Surface-Mounted Push-Button Napkin/Tampon Vendor, Single-Coin 25¢ Operation	605.70	3.88	27.45	
	B-2706C	Surface-Mounted Push-Button Napkin/Tampon Vendor, Free no-coin Operation	605.70	3.88	27.45	
	B-2706T	Surface-Mounted Push-Button Napkin/Tampon Vendor, Token Operation	634.50	3.88	27.45	
	B-3706 25	Recessed or Semi-Recessed Push-Button Napkin/Tampon Vendor, Single-Coin 25¢ Operation	525.45	3.88	27.45	
	B-3706C	Recessed or Semi-Recessed Push-Button Napkin/Tampon Vendor, Free no-coin Operation	525.45	3.88	27.45	
	B-3706T	Recessed or Semi-Recessed Push-Button Napkin/Tampon Vendor, Token Operation	553.95	3.88	27.45	
	B-37063 25	Recessed Napkin / Tampon Vendor, 25-Cent Operation	560.70	4.20	37.00	
	B-37063C	Recessed Napkin / Tampon Vendor, Free Vend Operation	560.70	3.87	30.60	
	B-370634 25	Semi-Recessed Push-Button Napkin/Tampon Vendor, Single-Coin 25¢ Operation	589.50	3.88	29.01	
	B-370634C	Semi-Recessed Push-Button Napkin/Tampon Vendor, Free no-coin Operation	589.50	3.88	29.01	
	B-4706 25	Recessed Push-Button Napkin/Tampon Vendor, Single-Coin 25¢ Operation	848.10	3.88	29.01	
	B-4706C	Recessed Push-Button Napkin/Tampon Vendor, Free no-coin Operation	848.10	3.88	29.01	
	B-47064 25	Semi-Recessed Push-Button Napkin/Tampon Vendor, Single-Coin 25¢ Operation	920.55	3.88	32.01	
	B-47064C	Semi-Recessed Push-Button Napkin/Tampon Vendor, Free no-coin Operation	920.55	3.88	32.01	
	B-47069 25	Surface-Mounted Push-Button Napkin/Tampon Vendor, Single-Coin 25¢ Operation	996.15	3.88	35.01	
	B-47069C	Surface-Mounted Push-Button Napkin/Tampon Vendor, Free no-coin Operation	996.15	3.88	35.01	
		<b>SANITARY NAPKIN / TAMPON DISPOSALS</b>				
	B-254	Sanitary Napkin Disposal, 1.2-Gal.	101.70	1.21	7.37	
	B-270	Sanitary Napkin Disposal, Stainless Steel, 1.0-Gal	31.05	0.25	3.78	
	B-3094	Napkin Disposal, 3/4-Gal. and Toilet Tissue Dispenser – Recessed	302.10	1.21	9.69	
	B-3513	Recessed Sanitary Napkin Disposal, 0.6-Gal. – TrimLineSeries	199.50	0.67	6.30	
	B-35139	Surface-Mtd. Sanitary Napkin Disposal, 0.6-Gal. – TrimLineSeries	248.70	0.67	8.00	
	B-353	Recessed Sanitary Napkin Disposal, 1.2-Gal.	118.80	1.21	7.70	
	B-35303	Recessed Sanitary Napkin Disposal, 1.2-Gal.	302.25	1.43	12.10	
	B-354	Partition-Mounted Sanitary Napkin Disposal, 1.2-Gal. for 2 Compartments	153.90	1.21	9.90	
	B-3541	Surface-Mounted Sanitary Disposal Bag Dispenser	47.55	0.02	0.05	
	B-4353	Sanitary Napkin Disposal, 1.2-Gal. – ConturaSeries	213.15	1.39	11.66	
	B-4354	Partition-Mounted Sanitary Napkin Disposal, 0.7-Gal. – ConturaSeries	290.55	1.53	12.87	
	B-5270	Surface-Mounted Sanitary Napkin Disposal	21.75	0.25	3.78	
		<b>HAND DRYERS</b>				
	B-3725 115V	ADA Hand Dryer, Recessed, Stainless Steel – 115V	1,074.60	4.17	22.00	
	B-3725 230V	ADA Hand Dryer, Recessed, Stainless Steel – 230V	1,074.60	4.17	22.00	
	3725-23	Ceramic Water Absorbent Surface Replacement Part for B-3725 Recessed Hand Dryer	55.35	0.00	0.00	
	B-710 115V	Automatic Hand Dryer, Surface-Mounted – 115V	346.05	0.88	7.70	
	B-7120 115V	QuietDry Series, ADA Dryer, Surface-Mounted, White Cover – 115V	440.70	1.95	14.00	
	B-7120 230V	QuietDry Series, ADA Dryer, Surface-Mounted, White Cover – 230V	440.70	1.95	14.00	
	B-7125	Surface-Mounted Automatic Hand Dryer Universal voltage from 110-240V	844.20	1.38	13.54	
	B-7128 115V	QuietDry Series, ADA Dryer, Surf.-Mtd., Stainless Steel Cover– 115V	535.80	1.95	14.00	
	B-7128 230V	QuietDry Series, ADA Dryer, Surf.-Mtd., Stainless Steel Cover– 230V	535.80	1.95	14.00	
	B-7180 115V	QuietDry Series, ADA Dryer, Surf.-Mtd., White Cover – 115V	486.30	1.95	14.00	
	B-7180 230V	QuietDry Series, ADA Dryer, Surf.-Mtd., White Cover – 230V	486.30	1.95	14.00	
	B-7188 115V	QuietDry Series, ADA Dryer, Surf.-Mtd., White Chrome – 115V	573.90	1.95	14.00	
	B-7188 230V	QuietDry Series, ADA Dryer, Surf.-Mtd., White Chrome – 230V	573.90	1.95	14.00	
	B-750 115V	AirCraft Automatic Hand Dryer, Recessed – 115V	973.50	2.53	43.23	
	B-750 230V	AirCraft Automatic Hand Dryer, Recessed – 208-240V	973.50	2.53	43.23	
	750-506	AirCraft Recessed Dryer Mounting Box	59.40	0.47	6.81	
		<b>LED BACKLIT MIRRORS</b>				
	B-164 1830	18" Wide x 30" High	417.00	0.50	23.00	
	B-164 2436	24" Wide x 36" High	596.25	0.56	25.00	
	B-164 2442	24" Wide x 42" High	703.05	0.75	29.00	
	B-164 2739	27" Wide x 39" High	645.00	3.09	25.00	
	B-167 1844	18" Wide x 44" High	390.00	2.44	25.00	
	B-167 2436	24" Wide x 36" High	530.25	2.30	24.00	
	B-167 2448	24" Wide x 48" High	670.20	3.07	39.00	
	B-167 2632	26" Wide x 32" High	369.00	3.00	33.00	
	B-167 2739	27" Wide x 39" High	489.00	3.09	25.00	
	B-167 3226	32" Wide x 26" High	368.20	2.50	34.00	
	B-167 5442	54" Wide x 42" High	558.00	6.18	54.00	
	B-167 5626	56" Wide x 26" High	540.00	4.17	35.00	
	B-167 6642	66" Wide x 42" High	867.45	7.45	78.00	



Quick Ship	Model Number	Description	Net Price Each \$	Shipping Data Size Cubic Ft.	Shipping Data Weight (lb)	Truck
		<b>LED SIDELIT MIRRORS</b>				
	B-169 2436	24" Wide x 36" High	457.05	2.30	26.00	
	B-169 3040	30" Wide x 40" High	544.50	3.10	36.00	
		<b>FRAMELESS STAINLESS STEEL MIRRORS</b>				
	B-1556 1824	17-1/2" Wide x 23-1/2" High	91.65	1.06	18.00	
	B-1556 1830	17-1/2" Wide x 29-1/2" High	116.85	1.34	22.50	
	B-1556 2436	23-1/2" Wide x 35-1/2" High	168.30	2.00	36.00	
		<b>STAINLESS STEEL CHANNEL-FRAME MIRRORS</b>				
⚡	B-165 1824	18" Wide x 24" High	48.30	0.85	18.00	
⚡	B-165 1830	18" Wide x 30" High	52.65	1.04	22.50	
⚡	B-165 1836	18" Wide x 36" High	59.25	1.23	27.00	
⚡	B-165 2430	24" Wide x 30" High	73.50	1.59	30.00	
⚡	B-165 2436	24" Wide x 36" High	75.00	1.59	36.00	
	B-165 2448	24" Wide x 48" High	109.80	2.09	48.00	
	B-165 2460	24" Wide x 60" High	135.75	3.08	60.00	
	B-165 4836	48" Wide x 36" High	231.00	3.03	72.00	
		<b>TEMPERED GLASS CHANNEL-FRAME MIRRORS</b>				
	B-1658 1830	18" Wide x 30" High	99.45	3.03	22.50	
	B-1658 2436	24" Wide x 36" High	136.80	4.63	36.00	
		<b>STAINLESS STEEL CHANNEL-FRAME GLASS MIRROR/SHELF COMBINATIONS</b>				
	B-166 1824	18" Wide x 24" High with 5" x 18" Shelf	114.45	2.47	18.00	
	B-166 1830	18" Wide x 30" High with 5" x 18" Shelf	127.95	3.03	22.50	
	B-166 1836	18" Wide x 36" High with 5" x 18" Shelf	136.65	3.58	27.00	
	B-166 2436	24" Wide x 36" High with 5" x 24" Shelf	161.55	4.63	36.00	
		<b>STAINLESS STEEL WELDED-FRAME MIRRORS</b>				
⚡	B-290 1830	18" Wide x 30" High	111.60	1.04	22.50	
⚡	B-290 1836	18" Wide x 36" High	115.35	1.23	27.00	
	B-290 2430	24" Wide x 30" High	140.70	1.59	30.00	
⚡	B-290 2436	24" Wide x 36" High	141.60	1.59	36.00	
	B-290 2448	24" Wide x 48" High	216.60	2.09	48.00	
	B-290 2460	24" Wide x 60" High	264.90	3.08	60.00	
	B-290 2472	24" Wide x 72" High	309.60	3.58	56.00	
		<b>TEMPERED GLASS WELDED-FRAME MIRRORS</b>				
	B-2908 1830	18" Wide x 30" High	133.50	3.03	22.50	
	B-2908 1836	18" Wide x 36" High	150.60	3.58	27.00	
	B-2908 2436	24" Wide x 36" High	178.50	4.63	36.00	
		<b>STAINLESS STEEL WELDED-FRAME GLASS MIRROR/SHELF COMBINATION</b>				
	B-292 1836	18" Wide x 36" High with 5" x 18" Shelf	264.30	3.58	27.00	
		<b>STAINLESS STEEL FRAME TILT GLASS MIRRORS</b>				
⚡	B-293 1830	Fixed-Tilt Mirror, Stainless Steel Frame – 18" Wide x 30" High	188.70	2.87	22.50	
⚡	B-293 1836	Fixed-Tilt Mirror, Stainless Steel Frame – 18" Wide x 36" High	241.20	3.35	27.00	
⚡	B-293 2436	Fixed-Tilt Mirror, Stainless Steel Frame – 24" Wide x 36" High	295.35	4.27	36.00	
	B-294 1830	Tilting Mirror, Stainless Steel Frame – 18" Wide x 30" High	167.70	1.32	20.00	
		<b>TOILET TISSUE DISPENSERS</b>				
	B-272	Toilet Tissue Cabinet for Folded Tissue	47.10	0.09	1.93	
	B-2721	Surface-Mounted Toilet Tissue Cabinet for Folded Tissue	55.50	0.14	1.70	
⚡	B-273	Single-Roll Toilet Tissue Dispenser with Controlled Delivery	21.45	0.04	1.10	
⚡	B-2730	Single-Roll Toilet Tissue Dispenser without Controlled Delivery	21.15	0.04	1.10	
⚡	B-274	Double-Roll Toilet Tissue Dispenser with Controlled Delivery	30.60	0.11	1.79	
⚡	B-2740	Double-Roll Toilet Tissue Dispenser without Controlled Delivery	24.60	0.11	1.79	
	B-27460	DbL.-Roll T.T. Disp., Tumbler Lock, without Controlled Delivery	51.15	0.13	2.82	
	283-604	Theft-Resistant Spindle	6.45	0.02	0.10	
⚡	B-2840	Stainless Steel Shelf and Double-Roll Toilet Tissue Dispenser	66.90	0.30	3.03	
⚡	B-2888	Multi-Roll Toilet Tissue Dispenser, Stainless Steel	60.45	0.26	5.83	
⚡	B-2890	Single 10" Roll Toilet Tissue Disp., for 3" diameter core rolls	57.30	0.32	3.00	


Quick Ship	Model Number	Description	Net Price Each \$	Shipping Data Size Cubic Ft.	Shipping Data Weight (lb)	Truck
	B-2892	Twin 10" Roll Toilet Tissue Disp., for 2-1/4" diameter core rolls	165.45	1.15	9.68	
	B-3588	Surface-Mtd. Multi-Roll Toilet Tissue Dispenser – TrimLineSeries	152.70	0.67	6.55	
	B-35883	Recessed Multi-Roll Toilet Tissue Dispenser – TrimLineSeries	107.70	0.66	4.90	
	B-386	Partition-Mounted Multi-Roll Toilet Tissue Dispenser	280.95	1.41	14.30	
	B-3888	Multi-Roll Toilet Tissue Dispenser, Stainless Steel	93.00	0.65	8.91	
	B-4288	Multi-Roll Toilet Tissue Dispenser, Stainless Steel – ConturaSeries	110.85	0.44	7.48	
	B-4388	Multi-Roll Toilet Tissue Dispenser – ConturaSeries	135.45	0.52	8.91	
	B-5288	Multi-Roll Toilet Tissue Dispenser, MatrixSeries	29.70	0.44	2.53	
	B-6637	Toilet Tissue Dispenser with Storage for Extra Roll, Bright Finish	44.55	0.18	2.34	
	B-667	Toilet Tissue Dispenser with Mounting Clamp, Bright Finish	40.50	0.18	1.10	
	B-6677	Toilet Tissue Dispenser with Mounting Clamp, Satin Finish	40.50	0.18	1.10	
	B-6697	Toilet Tissue Dispenser with Hood, Mounting Clamp, Satin Finish	58.80	0.13	1.65	
	B-6699	Surface-Mounted Toilet Tissue Dispenser with Hood, Bright Finish	87.60	0.13	1.65	
	B-66997	Surface-Mounted Toilet Tissue Dispenser with Hood, Satin Finish	87.60	0.13	1.65	
	B-685	Toilet Tissue Dispenser – Single Roll, Bright Finish	47.85	0.02	0.68	
	B-6857	Toilet Tissue Dispenser – Single Roll, Satin Finish	47.85	0.02	0.68	
	B-686	Toilet Tissue Dispenser – Two Rolls, Bright Finish	75.00	0.04	1.03	
	B-6867	Toilet Tissue Dispenser – Two Rolls, Satin Finish	75.00	0.04	1.03	
	B-697	Toilet Tissue Dispenser, 2 Rolls, Mounting Clamp, Bright Finish	88.95	0.28	2.48	
	B-6977	Toilet Tissue Dispenser, 2 Rolls, Mounting Clamp, Satin Finish	88.95	0.28	2.48	
	B-699	Toilet Tissue Dispenser, Hoods, 2 Rolls, Mounting Clamp, Bright Finish	124.20	0.28	2.48	
	B-6997	Toilet Tissue Dispenser, Hoods, 2 Rolls, Mounting Clamp, Satin Finish	124.20	0.28	2.48	
	B-6999	Surface-Mounted Toilet Tissue Dispenser, Hoods, 2 Rolls, Bright Finish	159.15	0.28	3.30	
	B-69997	Surface-Mounted Toilet Tissue Dispenser, Hoods, 2 Rolls, Satin Finish	159.15	0.28	3.30	
	B-7685	Toilet Tissue Dispenser – Single Roll, Bright Finish	17.70	0.02	0.55	
	B-76857	Toilet Tissue Dispenser – Single Roll, Satin Finish	17.70	0.02	0.55	
	B-7686	Toilet Tissue Dispenser – Two Rolls, Bright Finish	27.75	0.04	1.03	
	B-76867	Toilet Tissue Dispenser – Two Rolls, satin finish	27.75	0.04	1.03	
	B-9890	Toilet Tissue Dispenser, Jumbo Roll	358.50	0.56	4.00	
		<b>CUBICLE COLLECTION</b>				
	B-540	Surface-Mounted Toilet Tissue Dispenser & Utility Shelf, Satin Finish	113.40	2.00	0.11	
	B-541	Spare Toilet Roll Holder, Satin Finish	45.00	0.04	0.72	
	B-5416	Spare Toilet Roll Holder, Bright Polished	47.25	0.04	0.72	
	B-542	Coat Hook, Satin Finish	24.30	0.01	0.40	
	B-5426	Coat Hook, Bright Polished	25.35	0.01	0.40	
	B-543	Surface-Mounted Single Roll Toilet Tissue Dispenser, Satin Finish	49.05	0.03	0.80	
	B-5436	Surface-Mounted Single Roll Toilet Tissue Dispenser, Bright Polished	49.05	0.03	0.80	
	B-544	Toilet Brush Holder, Satin Finish	93.60	0.13	1.56	
	B-5446	Toilet Brush Holder, Bright Polished	93.60	0.13	1.56	
	B-545x18	Surface-Mounted Towel Bar, 18" Length, Satin Finish	65.10	0.11	2.40	
	B-5456x18	Surface-Mounted Towel Bar, 18" Length, Bright Polished	62.25	0.11	2.40	
	B-545x24	Surface-Mounted Towel Bar, 24" Length, Satin Finish	69.90	0.14	3.30	
	B-5456x24	Surface-Mounted Towel Bar, 24" Length, Bright Polished	67.20	0.14	3.30	
	B-546	Surface-Mounted Single Roll Toilet Tissue Dispenser with Hood	57.60	0.04	1.15	
	B-547	Surface-Mounted Double Roll Toilet Tissue Dispenser	50.70	0.06	1.10	
	B-548	Surface-Mounted Double Roll Toilet Tissue Dispenser with Hoods	69.00	0.06	1.85	
	B-549	Double Coat Hook	30.15	0.01	0.40	
		<b>SEAT COVER DISPENSERS</b>				
	B-221	Toilet Seat Cover Dispenser, Stainless Steel	31.35	0.28	3.03	
	B-301	Toilet Seat Cover Dispenser	88.05	1.21	5.78	
	B-3013	Toilet Seat Cover Dispenser	188.70	1.14	6.64	
	B-4221	Toilet Seat Cover Dispenser	87.45	0.31	3.85	
	B-5221	Toilet Seat Cover Dispenser	16.65	0.39	1.21	
		<b>TOILET COMPARTMENT ACCESSORIES</b>				
	B-3091	Recessed-Mounted Toilet Tissue, Seat-Cover Dispenser and Waste Disposal, Left Side	410.85	1.13	10.00	
	B-30919	Surface-Mounted Toilet Tissue, Seat-Cover Dispenser and Waste Disposal, Left Side	511.95	2.27	15.55	
	B-3092	Recessed-Mounted Toilet Tissue, Seat-Cover Dispenser and Waste Disposal, Right Side	410.85	1.13	10.00	
	B-30929	Surface-Mounted Toilet Tissue, Seat-Cover Dispenser and Waste Disposal, Right Side	511.95	2.27	15.55	
	B-347	Partition-Mounted Toilet Seat Cover Dispenser and Dual-Roll Dispenser	399.60	2.97	23.76	
	B-3471	Partition-Mounted Seat Cover Dispenser Dual-Roll Disp. – Accessible Design	399.60	2.97	25.08	
	B-34715	Partition-Mounted Seat Cover Dispenser Dual-Roll Disp. – Accessible Design	399.60	2.97	25.08	







Quick Ship	Model Number	Description	Net Price Each \$	Shipping Data Size Cubic Ft.	Shipping Data Weight (lb)	Truck
⚡	B-3474	Recessed Seat Cover Dispenser and Dual-Roll Toilet Tissue Dispenser	318.60	2.97	19.58	
	B-34745	Recessed Seat Cover Dispenser and Dual-Roll Toilet Tissue Dispenser	318.60	2.97	19.58	
	B-3479	Surface-Mounted Seat Cover Dispenser and Dual-Roll Toilet Tissue Disp.	411.75	2.97	24.20	
⚡	B-357	Partition-Mounted Seat Cover Dispenser Napkin Disposal, 0.8-Gal. Dual-Roll Toilet Tissue Dispenser	418.05	2.97	23.38	
⚡	B-3571	Partiton-Mounted Seat Cover Dispenser Disposal, 0.8-Gal. Toilet Tissue Dispenser – Accessible Design	418.05	2.97	23.03	
	B-35715	Partiton-Mounted Seat Cover Dispenser Disposal, 0.8-Gal. Toilet Tissue Dispenser – Accessible Design	418.05	2.97	23.03	
⚡	B-3574	Recessed Seat Cover Dispenser, Disposal, 0.8-Gal. Toilet Tissue Dispenser	357.15	2.97	21.85	
	B-35745	Recessed Seat Cover Dispenser, Disposal, 0.8-Gal. Toilet Tissue Dispenser	357.15	2.97	21.85	
	B-3579	Surface-Mounted Seat Cover Dispenser Disposal, 0.8-Gal. Toilet Tissue Dispenser	467.55	2.97	24.27	
<b>BATHROOM ACCESSORIES</b>						
	B-2716	Vinyl-Coated Toilet Paper Holder	39.00			
	B-297	Medicine Cabinet, Surface-Mounted – 2 Shelves	139.20	1.45	15.82	
	B-299	Medicine Cabinet, Surface-Mounted – 4 Shelves	547.95	3.07	30.86	
	B-397	Medicine Cabinet, Recessed – 3 Shelves	134.10	2.51	20.70	
	B-398	Medicine Cabinet, Stainless Steel, Recessed – 4 Shelves	419.55	2.94	31.15	
	B-4207x60	Curved Shower Rod, 60" Length	52.50	0.03	2.20	
	B-4207x72	Curved Shower Rod, 72" Length	62.40	0.04	3.60	
	B-4380	Soap Dish with Mounting Clamp for Stud Walls	44.85	0.17	1.99	
	B-4390	Soap Dish and Bar with Mounting Clamp for Stud Walls	53.40	0.17	2.41	
	B-673x18	Towel Bar, Square – 18" Length	51.75	0.07	0.89	
	B-673x24	Towel Bar, Square – 24" Length	55.50	0.09	1.00	
	B-6737x24	Towel Bar, Square – 24" Length	55.50	0.09	1.00	
	B-674x18	Towel Bar, Round – 18" Length	54.45	0.06	0.79	
	B-674x24	Towel Bar, Round – 24" Length	57.60	0.08	0.89	
	B-6747x24	Towel Bar, Round – 24" Length	57.60	0.08	0.89	
	B-676x24	Towel Shelf with Bar – 24" Length, Surface-Mounted	138.30	0.68	3.30	
	B-680	Soap Dish, Bright Finish	39.30	0.02	0.59	
	B-6807	Soap Dish, Satin Finish	39.30	0.02	0.59	
	B-683x24	Toiletry Shelf – 24" Length, Surface-Mounted	83.40	0.14	1.79	
	B-687	Door Bumper, Surface-Mounted	34.50	0.01	0.14	
	B-8397	Facial Tissue Dispenser – Satin Finish Stainless Steel	58.20	0.14	1.65	
<b>SHOWER / TUB ACCESSORIES</b>						
⚡	204-1	Shower Curtain Hook (1) for 1 to 1-1/4" dia. Curtain Rods	1.65	0.01	0.01	
⚡	204-2	Shower Curtain, 42" W x 72" H, White, Order 7 Hooks Separately	31.35	0.07	1.17	
⚡	204-3	Shower Curtain, 70" W x 72" H, White, Order 12 Hooks Separately	33.60	0.07	1.93	
	B-207x36	1" Dia. Shower Curtain Rod, 36" L., End Flanges, Concealed Mtg.	34.20	0.03	1.63	
	B-207x48	1" Dia. Shower Curtain Rod, 48" L., End Flanges, Concealed Mtg.	39.75	0.04	2.13	
⚡	B-207x60	1" Dia. Shower Curtain Rod, 60" L., End Flanges, Concealed Mtg.	47.85	0.05	2.44	
	B-207x72	1" Dia. Shower Curtain Rod, 72" L., End Flanges, Concealed Mtg.	55.65	0.07	2.81	
	3706-176	Flange for adapting larger B-3500, B-43500 Series Vendor wall opening for B-3706, B-37063, B-4706 Series Vendor wall opening	58.80	0.63	2.50	
	B-517	Folding Shower Seat, Padded – Right Hand	464.55	3.14	24.34	
	B-518	Folding Shower Seat, Padded – Left Hand	464.55	2.97	24.27	
⚡	B-5181	Folding Shower Seat, Solid Phenolic – Reversible for LH or RH	316.50	3.14	25.09	
	B-518116x28	Folding Bathtub Seat	511.05	1.67	14.00	
	B-518116x32	Folding Bathtub Seat	556.95	1.92	16.00	
⚡	B-5191	Folding Shower/Dressing Area Seat, Solid Phenolic	261.15	1.43	15.61	
	B-5192	Folding Shower Seat, Solid Phenolic	373.20	1.49	16.10	
	B-5193	Folding Shower Seat	381.45	1.73	18.70	
	B-6047x36	1-1/4" Dia., Shower Curtain Rod, 36" Length, Square End Flanges	27.90	0.02	2.13	
	B-6047x48	1-1/4" Dia., Shower Curtain Rod, 48" Length, Square End Flanges	33.90	0.03	2.75	
⚡	B-6047x60	1-1/4" Dia., Shower Curtain Rod, 60" Length, Square End Flanges	39.90	0.04	3.25	
	B-6047x72	1-1/4" Dia., Shower Curtain Rod, 72" Length, Square End Flanges	45.00	0.01	4.31	
	B-6107x36	1" Dia., Shower Curtain Rod, 36" Length, Square End Flanges	25.95	0.02	1.38	
	B-6107x48	1" Dia., Shower Curtain Rod, 48" Length, Square End Flanges	32.40	0.02	1.81	
	B-6107x60	1" Dia., Shower Curtain Rod, 60" Length, Square End Flanges	36.00	0.02	2.13	
	B-6107x72	1" Dia., Shower Curtain Rod, 72" Length, Square End Flanges	41.10	0.02	2.56	
	B-918116R	Folding Shower Bariatric Seat, Left	1,160.55	8.88	36.04	
	B-918116L	Folding Shower Bariatric Seat, Right	1,160.55	8.88	36.04	



Quick Ship	Model Number	Description	Net Price Each \$	Shipping Data Size Cubic Ft.	Shipping Data Weight (lb)	Truck
		<b>HOOKS / SHELVES CUSTODIAL ACCESSORIES</b>				
⚡	B-211	Heavy-Duty Clothes Hook with Exposed Mounting	18.45	0.01	0.48	
⚡	B-2116	Heavy-Duty Clothes Hook with Exposed Mounting	19.65	0.01	0.48	
⚡	B-212	Clothes Hook with Bumper	8.55	0.01	0.14	
⚡	B-223x24	Mop and Broom Holder	71.85	0.73	4.33	
⚡	B-223x36	Mop and Broom Holder	90.45	1.05	5.78	
⚡	B-224x36	Shelf, 4 Mop Holders, 3 Rag Hooks – 36" Length	190.35	2.34	10.24	
⚡	B-232x24	Hat and Coat Hook Strip	69.30	0.30	2.96	
⚡	B-233	Clothes Hook	13.20	0.01	0.07	
⚡	B-239x34	Shelf, 3 Mop Holders, 4 Rag Hooks – 34" Length	274.95	3.83	17.60	
⚡	B-287	Folding Utility Shelf	86.40	0.21	3.37	
⚡	B-295x16	Stainless Steel Shelf – 5" Wide x 16" Long	56.70	0.31	2.75	
⚡	B-295x18	Stainless Steel Shelf – 5" Wide x 18" Long	59.10	0.31	2.89	
	B-295x24	Stainless Steel Shelf – 5" Wide x 24" Long	71.40	0.47	3.72	
	B-296x18	Stainless Steel Shelf – 6" Wide x 18" Long	70.05	0.31	3.30	
	B-298x18	Stainless Steel Shelf – 8" Wide x 18" Long	75.45	0.40	4.40	
	B-298x24	Stainless Steel Shelf – 8" Wide x 24" Long	85.35	0.63	5.23	
	B-5116	Single Clothes Hook	17.40	0.02	0.00	
	B-635	Klutch Mobile Device Holder	102.60	0.02	4.00	
	B-6351	Klutch Mobile Device Holder in Matte Black	120.90	0.21	4.00	
⚡	B-670	Utility Hook, Bright Polished	24.75	0.01	0.28	
⚡	B-6707	Utility Hook,	24.75	0.01	0.28	
⚡	B-671	Single Robe Hook, Bright Finish	24.45	0.01	0.28	
⚡	B-6717	Single Robe Hook, Satin Finish	24.45	0.01	0.28	
⚡	B-672	Double Robe Hook, Bright Finish	28.50	0.01	0.33	
⚡	B-6727	Double Robe Hook, Satin Finish	28.50	0.01	0.33	
	B-677	Towel Pin, Bright Finish	27.90	0.01	0.37	
	B-6777	Towel Pin, Satin Finish	27.90	0.01	0.37	
⚡	B-682	Hat and Coat Hook	37.80	0.08	0.55	
⚡	B-6827	Hat and Coat Hook	37.80	0.08	0.55	
	B-7671	Single Robe Hook, Bright Finish	9.15	0.01	0.28	
	B-76717	Single Robe Hook, Satin Finish	9.15	0.01	0.28	
	B-7672	Double Robe Hook, Bright Finish	11.40	0.01	0.33	
	B-76727	Double Robe Hook, Satin Finish	11.40	0.01	0.33	
		<b>HEALTHCARE ACCESSORIES</b>				
	B-35016	Sharps Disposal, Recessed (Not available in Canada)	242.40	1.32	7.90	
	B-350169	Sharps Disposal, Surface-Mounted (Not available in Canada)	251.70	1.32	11.60	
	B-505	Specimen Pass-Through Cabinet, Recessed	454.50	1.89	10.59	
	B-50516	Specimen Pass Through Cabinet, Recessed, 7" Depth	601.50	1.77	22.00	
	B-50517	Specimen Pass Through Cabinet, Recessed, 11" Depth	673.20	2.43	28.00	
	B-7816	Charting Station / Shelf, Wall-Mounted	661.65	1.41	15.00	
		<b>VANDAL-RESISTANT ACCESSORIES</b>				
⚡	B-264	Single-Roll Toilet Tissue Dispenser	13.80	0.10	0.97	
⚡	B-265	Double-Roll Toilet Tissue Dispenser	22.65	0.10	1.72	
	B-942	Frameless Stainless Steel Mirror, Front Mounting	115.50	0.61	3.30	
	B-983	Clothes Hook for Front Mounting	140.85	0.13	1.10	
	B-985	Clothes Hook Strip for Front Mounting	494.70	0.28	6.60	
		<b>GRAB BARS</b>				
		<b>1-1/4" Diameter Swing up Grab Bars</b>				
	B-49916	Swing Up Grab Bar - Wall-Mounted, Vinyl-Coated	421.65	1.21	9.00	
	B-4998	Swing-Up Grab Bar – Wall Mounted, Satin Finish	345.75	1.19	10.11	
⚡	B-4998.99	Swing-Up Grab Bar – Wall Mounted, Peened Grip	380.40	1.19	10.11	
		<b>B-530 Series, 1" Diameter Stainless Steel Grab Bars/Towel Bars, Concealed Mounting with Snap Flange, Satin Finish</b>				
	B-530x18	Straight Grab Bar/Towel Bar – 18" Length	37.95	0.12	1.93	
	B-530x24	Straight Grab Bar/Towel Bar – 24" Length	42.75	0.14	2.27	

Quick Ship	Model Number	Description	Net Price Each \$	Shipping Data Size Cubic Ft.	Shipping Data Weight (lb)	Truck 
<b>B-5806 Series, 1-1/4" Diameter Stainless Steel Grab Bars, Concealed Mounting with Snap Flange, Satin Finish</b>						
	B-5806x12	Straight Grab Bar – 12" Length	23.40	0.04	1.86	
⚡	B-5806x18	Straight Grab Bar – 18" Length	28.05	0.04	1.86	
⚡	B-5806x24	Straight Grab Bar – 24" Length	28.80	0.06	2.27	
⚡	B-5806x30	Straight Grab Bar – 30" Length	29.70	0.07	2.54	
⚡	B-5806x36	Straight Grab Bar – 36" Length	30.60	0.08	2.89	
⚡	B-5806x42	Straight Grab Bar – 42" Length	33.45	0.09	3.17	
⚡	B-5806x48	Straight Grab Bar – 48" Length	37.35	0.10	3.99	
	B-5806.99x12	Straight Grab Bar – 12" Length	28.35	0.04	1.86	
⚡	B-5806.99x18	Straight Grab Bar – 18" Length, Peened Grip	34.05	0.04	1.86	
⚡	B-5806.99x24	Straight Grab Bar – 24" Length, Peened Grip	36.15	0.06	2.27	
⚡	B-5806.99x30	Straight Grab Bar – 30" Length, Peened Grip	37.50	0.07	2.54	
⚡	B-5806.99x36	Straight Grab Bar – 36" Length, Peened Grip	38.85	0.08	2.89	
⚡	B-5806.99x42	Straight Grab Bar – 42" Length, Peened Grip	39.60	0.09	3.17	
	B-5806.99x48	Straight Grab Bar – 48" Length, Peened Grip	43.80	3.63	3.40	
	B-580616x18	Vinyl-Coated Straight Grab Bar - 18" Length	50.55	0.13	1.60	
	B-580616x24	Vinyl-Coated Straight Grab Bar - 24" Length	56.10	0.21	2.10	
	B-580616x36	Vinyl-Coated Straight Grab Bar - 36" Length	69.30	0.28	2.60	
	B-580616x42	Vinyl-Coated Straight Grab Bar - 42" Length	75.45	0.33	2.90	
	B-5837	2-Wall Tub/Shower Compt. Grab Bar, 36" x 54"	107.55	6.05	7.59	
	B-5837.99	2-Wall Tub/Shower Compt. Grab Bar, 36" x 54", Peened Grip	150.45	6.05	8.25	
	B-58616	2-Wall Tub/Shower Compt. Grab Bar, 24" x 36"	104.25	2.04	4.54	
	B-58616.99	2-Wall Tub/Shower Compt. Grab Bar, 24" x 36", Peened Grip	138.00	2.04	4.54	
	B-5897	2-Wall, Toilet Compt. Grab Bar, 42" x 54"	112.80	6.02	10.50	
	B-5897.99	2-Wall, Toilet Compt. Grab Bar, 42" x 54", Peened Grip	117.90	6.02	10.50	
	B-5898	90 Degree, Grab Bar, 30" x 30"	81.45	1.33	5.00	
	B-5898.99	90 Degree, Grab Bar, 30" x 30", Peened Grip	87.90	1.35	5.00	
<b>1-1/4" Diameter Stainless Steel Grab Bars, with Backrest, Concealed Mounting with Snap Flange, Satin Finish</b>						
	B-5891	32mm (1-1/4") Diameter Stainless Still Grab Bar with Back Rest	105.00	0.44	0.05	
	B-5892	32mm (1-1/4") Diameter Stainless Still Grab Bar with Padded Back Rest	116.70	0.44	0.05	
<b>B-6806 Series, 1-1/2" Diameter Stainless Steel Grab Bars, Concealed Mounting with Snap Flange, Satin Finish</b>						
	B-6806x12	Straight Grab Bar – 12" Length	28.20	0.09	1.93	
⚡	B-6806x18	Straight Grab Bar – 18" Length	28.65	0.14	2.10	
⚡	B-6806x24	Straight Grab Bar – 24" Length	30.60	0.19	2.41	
⚡	B-6806x30	Straight Grab Bar – 30" Length	31.80	0.22	2.93	
⚡	B-6806x36	Straight Grab Bar – 36" Length	34.35	0.26	3.27	
⚡	B-6806x42	Straight Grab Bar – 42" Length	36.75	0.31	3.78	
⚡	B-6806x48	Straight Grab Bar – 48" Length	41.40	0.34	4.27	
	B-6806.99x12	Straight Grab Bar – 12" Length, Peened Grip	30.75	0.09	1.75	
⚡	B-6806.99x18	Straight Grab Bar – 18" Length, Peened Grip	35.85	0.14	2.10	
⚡	B-6806.99x24	Straight Grab Bar – 24" Length, Peened Grip	38.10	0.19	2.41	
⚡	B-6806.99x30	Straight Grab Bar – 30" Length, Peened Grip	40.50	0.22	2.93	
⚡	B-6806.99x36	Straight Grab Bar – 36" Length, Peened Grip	42.00	0.26	3.27	
⚡	B-6806.99x42	Straight Grab Bar – 42" Length, Peened Grip	43.65	0.31	3.78	
	B-6806.99x48	Straight Grab Bar – 48" Length, Peened Grip	47.55	0.31	3.78	
	B-68137	2-Wall Tub/Shower, Compt. Grab Bar – 36" x 54"	104.55	4.74	10.00	
	B-68137.99	2-Wall Tub/Shower, Compt. Grab Bar – 36" x 54", Peened Grip	158.55	4.79	9.90	
⚡	B-6861	Two-Wall Shower Grab Bar – 15-7/8" x 30-7/8"	98.85	1.29	4.27	
	B-6861.99	Two-Wall Shower Grab Bar – 15-7/8" x 30-7/8", Peened Grip	152.40	1.29	4.27	
	B-68616	2-Wall Tub/Shower, Compt. Grab Bar – 24" x 36"	100.65	1.43	5.50	
	B-68616.99	2-Wall Tub/Shower, Compt. Grab Bar – 24" x 36", Peened Grip	156.45	1.43	5.50	
	B-6897	2-Wall, Toilet Compt. Grab Bar – 42" x 54"	123.00	6.02	10.50	
	B-6897.99	2-Wall, Toilet Compt. Grab Bar – 42" x 54", Peened Grip	128.55	6.02	10.50	
	B-6898.99	L-Shape, 90 Degree Grab Bar – 30" x 30", Peened Grip	94.35	1.15	4.38	



<b>Quick Ship</b> 	<b>Model Number</b>	<b>Description</b>	<b>Net Price Each \$</b>	<b>Shipping Data</b> Size Cubic Ft.	<b>Shipping Data</b> Weight (lb)	<b>Truck</b> 
		<b>MOUNTING DEVICES FOR GRAB BARS</b>				
		<b>For All Bobrick Grab Bars Series</b>				
	<b>251-4</b>	WingIt™ Grab Bar Fastener for 2-1/2" or deeper hollow walls One required for each flange	53.25	0.02	0.46	
	<b>252-30</b>	Mounting Kit – 3 Round-Head Sheet-Metal Screws – 1 Req. for Each Flange	3.15	0.00	0.10	
		<b>For B-530, B-5806 and B-6806 Series Grab Bars</b>				
	<b>2583</b>	Anchor for Installation of Individual Grab Bar Through 3/4" to 1" Thick Toilet Compt. Panel - One Required for Each Flange	13.80	0.00	0.15	
	<b>2586</b>	Anchor for Installation of Individual Grab Bar Through 1/2" Thick Toilet Compt. Panel - One Required for Each Flange	21.15	0.00	0.10	
		<b>FINO COLLECTION</b>				
	<b>B-7179</b>	Surface-Mounted Automatic Hand Dryer	1,053.30	0.52	20.00	
	<b>B-9262</b>	Surface-Mounted Paper Towel Dispenser	367.95	0.52	10.00	
	<b>B-9279</b>	Surface-Mounted Waste Receptacle	412.95	1.08	18.00	
	<b>B-9542</b>	Surface-Mounted Coat Hook	59.25	0.01	4.00	
	<b>B-9543</b>	Surface-Mounted Single Toilet Roll Holder	91.35	0.03	3.00	
	<b>B-9547</b>	Surface-Mounted Double Toilet Roll Holder	111.00	0.06	6.00	
	<b>9806x18</b>	Straight Grab Bar - 18" Length	199.65	0.10	7.00	
	<b>9806x24</b>	Straight Grab Bar - 24" Length	210.15	0.12	9.00	
	<b>9806x36</b>	Straight Grab Bar - 36" Length	220.50	0.18	12.00	
	<b>9806x42</b>	Straight Grab Bar - 42" Length	231.00	0.20	16.00	
	<b>9806x48</b>	Straight Grab Bar - 48" Length	237.60	1.85	16.00	
		<b>KOALA KARE CHILDCARE ACCESSORIES</b>				
		Refer to Koala Price List				

## SPECIAL ORDER CUSTOM SIZE MIRRORS & REFLECTIVE SURFACES

### **B-165** Custom Size Stainless Steel Channel-Frame Glass Mirror

**To order**, Use Series Number followed by width first, then height in inches.

**Note:** Mirrors must be installed with width and height dimensions as ordered. Mirror back and wall hanger cannot be installed sideways to reverse width and height.

**Maximum size:** 72" W x 96" H or 96" W x 72" H. For mirrors larger than maximum sizes specified, contact Bobrick Architectural Services for feasibility and pricing.

### **B-290** Custom Size Stainless Steel Welded-Frame Glass Mirror

**To order**, Use Series Number followed by width first, then height in inches. □

**Note:** Mirrors must be installed with width and height dimensions as ordered. Mirror back and wall hanger cannot be installed sideways to reverse width and height.

**Maximum size:** 144" W x 52" H or 52" W x 144" H. For mirrors larger than maximum sizes specified, contact Bobrick Architectural Services for feasibility and pricing.

### **Important Notes:**

**1. Truck shipment required** for all mirrors larger than 30" on either dimension. Truck shipment required for all mirrors with shelves 24" x 30" or larger. B-1656 or B-2906 Series Mirrors larger than 24" x 48" require shipment by truck.

**2. To determine approximate shipping weight:** for mirrors up to 72" x 36", figure 6 pounds per square foot (lb/ft) of mirror; mirrors over 72" x 36" up to 83" x 48", figure 9.5 lb/ft; mirrors over 83" x 48" up to 144" x 72", figure 11.0 lb/ft. Bobrick mirrors are classified as item No. 137440, Sub 1, Class 100, for mirrors up to 120 united inches; Sub 2, Class 125, for mirrors exceeding 120 united inches, but not exceeding 15 ft. in length or 7-1/2 ft. in width; Sub 3, Class 250, for mirrors exceeding 15 ft. in length or 7-1/2 ft. in width.

**3. Shipment of Special Order Custom Size Surfaces** are F O B factory. Durant OK

### **SPECIAL ORDER REFLECTIVE SURFACES - Price on Application:**

#### **Polished Stainless Steel**

B-1656 Series Mirrors (up to 60" x 36")

B-2906 Series Mirrors (up to 60" x 36")

#### **Tempered Glass**

B-1658 Series Mirrors (up to 96" x 48")

B-2908 Series Mirrors (up to 115" x 48")

**NOTE:** Tempered glass mirrors are available in four standard size Series Welded-Frame Mirrors, see page 5.

#### **Laminated Glass**

B-1659 Series Mirrors (up to 84" x 48")

B-2909 Series Mirrors (up to 84" x 48")

**NOTE:** Polished Stainless Steel, Tempered, and Laminated Glass Mirrors resist breakage and provide a measure of safety from broken glass, but differ in color and reflective quality from standard glass mirrors. Bobrick uses the highest quality tempered glass mirrors. Modest distortion or heat-generated markings are normal in the tempered glass mirror manufacturing process. Therefore, Bobrick will not accept returns of tempered glass mirrors with random distortion or markings. To price special order reflective surface mirrors, contact your local



Model Number	Price Each \$	Model Number	Price Each \$	Model Number	Price Each \$
B-155	31.20	B-221216	542.80	B-290 1836	153.80
B-1556 1824	122.20	B-223x24	95.80	B-290 2430	187.60
B-1556 1830	155.80	B-223x36	120.60	B-290 2436	188.80
B-1556 2436	224.40	B-224x36	253.80	B-290 2448	288.80
B-156	20.60	B-2250	538.60	B-290 2460	353.20
B-164 1830	556.00	B-2260	339.20	B-290 2472	412.80
B-164 2436	795.00	B-2280	473.40	B-2908 1830	178.00
B-164 2442	937.40	B-2300	559.60	B-2908 1836	200.80
B-164 2739	860.00	B-232x24	92.40	B-2908 2436	238.00
B-165 1824	64.40	B-233	17.60	B-292 1836	352.40
B-165 1830	70.20	B-239x34	366.60	B-293 1830	251.60
B-165 1836	79.00	B-2400	1,580.40	B-293 1836	321.60
B-165 2430	98.00	251-4	71.00	B-293 2436	393.80
B-165 2436	100.00	252-30	4.20	B-294 1830	223.60
B-165 2448	146.40	B-253	48.40	B-295x16	75.60
B-165 2460	181.00	B-254	135.60	B-295x18	78.80
B-165 4836	308.00	2583	18.40	B-295x24	95.20
B-1658 1830	132.60	2586	28.20	B-296x18	93.40
B-1658 2436	182.40	B-262	64.00	B-297	185.60
B-166 1824	152.60	B-2620	66.40	B-2974	532.40
B-166 1830	170.60	B-2621	61.20	B-29744	708.60
B-166 1836	182.20	B-26212	62.00	B-298x18	100.60
B-166 2436	215.40	262-130	36.60	B-298x24	113.80
B-167 1844	520.00	B-263	143.40	B-299	730.60
B-167 2436	707.00	B-264	18.40	B-301	117.40
B-167 2448	893.60	B-265	30.20	B-3013	251.60
B-167 2632	492.00	B-26607	291.80	B-306	168.40
B-167 2739	652.00	B-26617	309.80	B-3091	547.80
B-167 3226	490.93	B-26627	291.80	B-30919	682.60
B-167 5442	744.00	B-26637	309.80	B-3092	547.80
B-167 5626	720.00	B-268	251.40	B-30929	682.60
B-167 6642	1,156.60	B-270	41.40	B-3094	402.80
B-169 2436	609.40	B-2706 25	807.60	B-318	337.40
B-169 3040	726.00	B-2706C	807.60	B-347	532.80
B-2000	216.20	B-2706T	846.00	B-3471	532.80
B-2012	195.40	B-2716	52.00	B-34715	532.80
B-2013	224.60	B-272	62.80	B-3474	424.80
204-1	2.20	B-2721	74.00	B-34745	424.80
204-2	41.80	B-273	28.60	B-3479	549.00
204-3	44.80	B-2730	28.20	B-35016	323.20
B-207x36	45.60	B-274	40.80	B-350169	335.60
B-207x48	53.00	B-2740	32.80	B-3513	266.00
B-207x60	63.80	B-27460	68.20	B-35139	331.60
B-207x72	74.20	B-275	373.60	B-353	158.40
B-211	24.60	B-277	379.00	B-35303	403.00
B-2111	47.80	B-279	131.40	B-354	205.20
2111-79	46.60	B-2840	89.20	B-3541	63.40
B-2112	47.80	B-2860	430.80	B-35633	311.80
B-2116	26.20	B-287	115.20	B-35639	371.20
B-212	11.40	B-2888	80.60	B-35643	582.60
B-220816	464.00	B-2890	76.40	B-35649	704.60
B-221	41.80	B-2892	220.60	B-357	557.40
B-221	41.80	B-290 1830	148.80	B-3571	557.40

Model Number	Price Each \$	Model Number	Price Each \$	Model Number	Price Each \$
B-35715	557.40	B-397	178.80	B-5270	29.00
B-3574	476.20	B-3974	1,021.00	B-5288	39.60
B-35745	476.20	3974-250	502.20	B-529	142.00
B-3579	623.40	3974-57	62.20	B-530x18	50.60
B-3588	203.60	B-39747	1,045.00	B-530x18	50.60
B-35883	143.60	B-3979	1,099.60	B-530x24	57.00
B-359	149.20	B-398	559.40	B-530x24	57.00
B-35903	361.20	B-40	34.80	B-532	107.40
B-359033	391.60	B-4063	295.80	B-540	151.20
B-359039	478.00	B-4112	85.20	B-541	60.00
B-3644	297.40	4112-79	37.40	B-5416	63.00
366-60	183.00	B-42	34.20	B-542	32.40
367-60	189.80	B-4207x60	70.00	B-5426	33.80
368-60	223.80	B-4207x72	83.20	B-543	65.40
B-369	228.00	B-4221	116.60	B-5436	65.40
B-36903	309.80	B-4262	173.40	B-544	124.80
369-130	57.00	B-4288	147.80	B-5446	124.80
B-3699	332.20	B-4353	284.20	B-5456x18	83.00
B-3706 25	700.60	B-4354	387.40	B-5456x24	89.60
3706-176	78.40	B-43644	483.60	B-545x18	86.80
B-37063 25	747.60	43644-134	63.40	B-545x24	93.20
B-370634 25	786.00	B-4369	447.40	B-546	76.80
B-370634C	786.00	4369-134	50.40	B-547	67.60
B-37063C	747.60	B-43699	579.80	B-548	92.00
B-3706C	700.60	B-4380	59.80	B-549	40.20
B-3706T	738.60	B-4388	180.60	B-5806.99x12	37.80
B-3725 115V	1,432.80	B-4390	71.20	B-5806.99x18	45.40
B-3725 230V	1,432.80	B-43944	932.40	B-5806.99x24	48.20
3725-23	73.80	43944-134	66.60	B-5806.99x30	50.00
B-3803	518.80	B-43949	1,211.40	B-5806.99x36	51.80
B-38030 115V	2,029.40	B-4706 25	1,130.80	B-5806.99x42	52.80
B-38030 230V	2,029.40	B-47064 25	1,227.40	B-5806.99x48	58.40
B-380309 115V	2,197.40	B-47064C	1,227.40	B-580616x18	67.40
B-380309 230V	2,197.40	B-47069 25	1,328.20	B-580616x24	74.80
B-38031 115V	2,322.20	B-47069C	1,328.20	B-580616x36	92.40
B-38031 230V	2,365.60	B-4706C	1,130.80	B-580616x42	100.60
3803-130	63.80	B-49916	562.20	B-5806x12	31.20
B-38032	624.60	B-4998	461.00	B-5806x18	37.40
B-38034	456.60	B-4998.99	507.20	B-5806x24	38.40
B-380349	670.80	B-505	606.00	B-5806x30	39.60
B-386	374.60	B-5050	40.40	B-5806x36	40.80
B-3888	124.00	B-50516	802.00	B-5806x42	44.60
B-39003	687.40	B-50517	897.60	B-5806x48	49.80
39003-130	61.20	B-5116	23.20	B-5837	143.40
B-3940	457.60	B-517	619.40	B-5837.99	200.60
B-3942	600.00	B-518	619.40	B-58616	139.00
B-3944	417.80	B-5181	422.00	B-58616.99	184.00
3944-130	63.80	B-518116x28	681.40	B-5891	140.00
3944-134	56.80	B-518116x32	742.60	B-5892	155.60
3944-52	236.40	B-5191	348.20	B-5897	150.40
B-3947	601.80	B-5192	497.60	B-5897.99	157.20
B-3949	669.80	B-5193	508.60	B-5898	108.60
B-3961	825.40	B-5221	22.20	B-5898.99	117.20
3961-50	463.40	B-526	275.40	B-6047x36	37.20
B-39617	972.00	B-5262	40.20	B-6047x48	45.20
B-39619	1,061.20	B-527	199.00	B-6047x60	53.20



Model Number	Price Each \$	Model Number	Price Each \$	Model Number	Price Each \$
B-6047x72	60.00	B-6861	131.80	B-824	403.00
B-6107x36	34.60	B-68616	134.20	824-201	255.20
B-6107x48	43.20	B-68616.99	208.60	824-241	21.60
B-6107x60	48.00	B-6861.99	203.20	B-82512	181.60
B-6107x72	54.80	B-6867	100.00	B-826	179.60
B-635	136.80	B-687	46.00	B-826.18	217.00
B-6351	161.20	B-6897	164.00	826-20	108.60
B-6637	59.40	B-6897.99	171.40	B-8263	185.20
B-667	54.00	B-6898.99	125.80	B-8263.18	245.60
B-6677	54.00	B-697	118.60	B-828	458.40
B-6697	78.40	B-6977	118.60	B-8281	445.60
B-6699	116.80	B-699	165.60	B-830	363.00
B-66997	116.80	B-6997	165.60	830-162	51.60
B-670	33.00	B-6999	212.20	830-164	13.80
B-6707	33.00	B-69997	212.20	830-341	29.40
B-671	32.60	B-710 115V	461.40	830-359	61.00
B-6717	32.60	B-7120 115V	587.60	830-372	66.80
B-672	38.00	B-7120 230V	587.60	833-359	75.80
B-6727	38.00	B-7125	1,125.60	833-372	82.00
B-6737x24	74.00	B-7128 115V	714.40	B-8397	77.60
B-673x18	69.00	B-7128 230V	714.40	B-840	721.60
B-673x24	74.00	B-7179	1,404.40	B-842	710.80
B-6747x24	76.80	B-7180 115V	648.40	B-845	702.80
B-674x18	72.60	B-7180 230V	648.40	B-846	696.00
B-674x24	76.80	B-7188 115V	765.20	B-848	690.20
B-676x24	184.40	B-7188 230V	765.20	B-850	651.40
B-677	37.20	B-72860	167.60	B-852	635.60
B-6777	37.20	B-72974	180.60	B-855	634.40
B-680	52.40	B-750 115V	1,298.00	B-856	628.40
B-6806.99x12	41.00	B-750 230V	1,298.00	B-858	617.20
B-6806.99x18	47.80	750-506	79.20	B-8870	672.40
B-6806.99x24	50.80	B-7671	12.20	B-8872	669.60
B-6806.99x30	54.00	B-76717	12.20	B-8875	672.40
B-6806.99x36	56.00	B-7672	15.20	B-8876	643.80
B-6806.99x42	58.20	B-76727	15.20	B-8878	584.80
B-6806.99x48	63.40	B-7685	23.60	B-918116L	1,547.40
B-6806x12	37.60	B-76857	23.60	B-918116R	1,547.40
B-6806x18	38.20	B-7686	37.00	B-9262	490.60
B-6806x24	40.80	B-76867	37.00	B-9279	550.60
B-6806x30	42.40	B-7816	882.20	B-942	154.00
B-6806x36	45.80	B-81212	66.40	B-9542	79.00
B-6806x42	49.00	B-81312	82.00	B-9543	121.80
B-6806x48	55.20	B-81412	71.80	B-9547	148.00
B-6807	52.40	818615	115.00	9806x18	266.20
B-68137	139.40	B-822	53.80	9806x24	280.20
B-68137.99	211.40	B-8221	53.80	9806x36	294.00
B-682	50.40	B-82216	62.60	9806x42	308.00
B-6827	50.40	B-8226	62.60	9806x48	316.80
B-683x24	111.20	B-823	128.20	B-983	187.80
B-685	63.80	B-8231	128.20	B-985	659.60
B-6857	63.80	B-82316	149.40	B-9890	478.00
B-686	100.00	B-8236	148.40		

Model Number	Price Each \$	Model Number	Price Each \$	Model Number	Price Each \$
B-155	46.80	B-221216	814.20	B-290 1836	230.70
B-1556 1824	183.30	B-223x24	143.70	B-290 2430	281.40
B-1556 1830	233.70	B-223x36	180.90	B-290 2436	283.20
B-1556 2436	336.60	B-224x36	380.70	B-290 2448	433.20
B-156	30.90	B-2250	807.90	B-290 2460	529.80
B-164 1830	834.00	B-2260	508.80	B-290 2472	619.20
B-164 2436	1,192.50	B-2280	710.10	B-2908 1830	267.00
B-164 2442	1,406.10	B-2300	839.40	B-2908 1836	301.20
B-164 2739	1,290.00	B-232x24	138.60	B-2908 2436	357.00
B-165 1824	96.60	B-233	26.40	B-292 1836	528.60
B-165 1830	105.30	B-239x34	549.90	B-293 1830	377.40
B-165 1836	118.50	B-2400	2,370.60	B-293 1836	482.40
B-165 2430	147.00	251-4	106.50	B-293 2436	590.70
B-165 2436	150.00	252-30	6.30	B-294 1830	335.40
B-165 2448	219.60	B-253	72.60	B-295x16	113.40
B-165 2460	271.50	B-254	203.40	B-295x18	118.20
B-165 4836	462.00	2583	27.60	B-295x24	142.80
B-1658 1830	198.90	2586	42.30	B-296x18	140.10
B-1658 2436	273.60	B-262	96.00	B-297	278.40
B-166 1824	228.90	B-2620	99.60	B-2974	798.60
B-166 1830	255.90	B-2621	91.80	B-29744	1,062.90
B-166 1836	273.30	B-26212	93.00	B-298x18	150.90
B-166 2436	323.10	262-130	54.90	B-298x24	170.70
B-167 1844	780.00	B-263	215.10	B-299	1,095.90
B-167 2436	1,060.50	B-264	27.60	B-301	176.10
B-167 2448	1,340.40	B-265	45.30	B-3013	377.40
B-167 2632	738.00	B-26607	437.70	B-306	252.60
B-167 2739	978.00	B-26617	464.70	B-3091	821.70
B-167 3226	736.40	B-26627	437.70	B-30919	1,023.90
B-167 5442	1,116.00	B-26637	464.70	B-3092	821.70
B-167 5626	1,080.00	B-268	377.10	B-30929	1,023.90
B-167 6642	1,734.90	B-270	62.10	B-3094	604.20
B-169 2436	914.10	B-2706 25	1,211.40	B-318	506.10
B-169 3040	1,089.00	B-2706C	1,211.40	B-347	799.20
B-2000	324.30	B-2706T	1,269.00	B-3471	799.20
B-2012	293.10	B-2716	78.00	B-34715	799.20
B-2013	336.90	B-272	94.20	B-3474	637.20
204-1	3.30	B-2721	111.00	B-34745	637.20
204-2	62.70	B-273	42.90	B-3479	823.50
204-3	67.20	B-2730	42.30	B-35016	484.80
B-207x36	68.40	B-274	61.20	B-350169	503.40
B-207x48	79.50	B-2740	49.20	B-3513	399.00
B-207x60	95.70	B-27460	102.30	B-35139	497.40
B-207x72	111.30	B-275	560.40	B-353	237.60
B-211	36.90	B-277	568.50	B-35303	604.50
B-2111	71.70	B-279	197.10	B-354	307.80
2111-79	69.90	B-2840	133.80	B-3541	95.10
B-2112	71.70	B-2860	646.20	B-35633	467.70
B-2116	39.30	B-287	172.80	B-35639	556.80
B-212	17.10	B-2888	120.90	B-35643	873.90
B-220816	696.00	B-2890	114.60	B-35649	1,056.90
B-221	62.70	B-2892	330.90	B-357	836.10
B-221	62.70	B-290 1830	223.20	B-3571	836.10

Model Number	Price Each \$	Model Number	Price Each \$	Model Number	Price Each \$
B-35715	836.10	B-397	268.20	B-5270	43.50
B-3574	714.30	B-3974	1,531.50	B-5288	59.40
B-35745	714.30	3974-250	753.30	B-529	213.00
B-3579	935.10	3974-57	93.30	B-530x18	75.90
B-3588	305.40	B-39747	1,567.50	B-530x18	75.90
B-35883	215.40	B-3979	1,649.40	B-530x24	85.50
B-359	223.80	B-398	839.10	B-530x24	85.50
B-35903	541.80	B-40	52.20	B-532	161.10
B-359033	587.40	B-4063	443.70	B-540	226.80
B-359039	717.00	B-4112	127.80	B-541	90.00
B-3644	446.10	4112-79	56.10	B-5416	94.50
366-60	274.50	B-42	51.30	B-542	48.60
367-60	284.70	B-4207x60	105.00	B-5426	50.70
368-60	335.70	B-4207x72	124.80	B-543	98.10
B-369	342.00	B-4221	174.90	B-5436	98.10
B-36903	464.70	B-4262	260.10	B-544	187.20
369-130	85.50	B-4288	221.70	B-5446	187.20
B-3699	498.30	B-4353	426.30	B-5456x18	124.50
B-3706 25	1,050.90	B-4354	581.10	B-5456x24	134.40
3706-176	117.60	B-43644	725.40	B-545x18	130.20
B-37063 25	1,121.40	43644-134	95.10	B-545x24	139.80
B-370634 25	1,179.00	B-4369	671.10	B-546	115.20
B-370634C	1,179.00	4369-134	75.60	B-547	101.40
B-37063C	1,121.40	B-43699	869.70	B-548	138.00
B-3706C	1,050.90	B-4380	89.70	B-549	60.30
B-3706T	1,107.90	B-4388	270.90	B-5806.99x12	56.70
B-3725 115V	2,149.20	B-4390	106.80	B-5806.99x18	68.10
B-3725 230V	2,149.20	B-43944	1,398.60	B-5806.99x24	72.30
3725-23	110.70	43944-134	99.90	B-5806.99x30	75.00
B-3803	778.20	B-43949	1,817.10	B-5806.99x36	77.70
B-38030 115V	3,044.10	B-4706 25	1,696.20	B-5806.99x42	79.20
B-38030 230V	3,044.10	B-47064 25	1,841.10	B-5806.99x48	87.60
B-380309 115V	3,296.10	B-47064C	1,841.10	B-580616x18	101.10
B-380309 230V	3,296.10	B-47069 25	1,992.30	B-580616x24	112.20
B-38031 115V	3,483.30	B-47069C	1,992.30	B-580616x36	138.60
B-38031 230V	3,548.40	B-4706C	1,696.20	B-580616x42	150.90
3803-130	95.70	B-49916	843.30	B-5806x12	46.80
B-38032	936.90	B-4998	691.50	B-5806x18	56.10
B-38034	684.90	B-4998.99	760.80	B-5806x24	57.60
B-380349	1,006.20	B-505	909.00	B-5806x30	59.40
B-386	561.90	B-5050	60.60	B-5806x36	61.20
B-3888	186.00	B-50516	1,203.00	B-5806x42	66.90
B-39003	1,031.10	B-50517	1,346.40	B-5806x48	74.70
39003-130	91.80	B-5116	34.80	B-5837	215.10
B-3940	686.40	B-517	929.10	B-5837.99	300.90
B-3942	900.00	B-518	929.10	B-58616	208.50
B-3944	626.70	B-5181	633.00	B-58616.99	276.00
3944-130	95.70	B-518116x28	1,022.10	B-5891	210.00
3944-134	85.20	B-518116x32	1,113.90	B-5892	233.40
3944-52	354.60	B-5191	522.30	B-5897	225.60
B-3947	902.70	B-5192	746.40	B-5897.99	235.80
B-3949	1,004.70	B-5193	762.90	B-5898	162.90
B-3961	1,238.10	B-5221	33.30	B-5898.99	175.80
3961-50	695.10	B-526	413.10	B-6047x36	55.80
B-39617	1,458.00	B-5262	60.30	B-6047x48	67.80
B-39619	1,591.80	B-527	298.50	B-6047x60	79.80



Model Number	Price Each \$	Model Number	Price Each \$	Model Number	Price Each \$
B-6047x72	90.00	B-6861	197.70	B-824	604.50
B-6107x36	51.90	B-68616	201.30	824-201	382.80
B-6107x48	64.80	B-68616.99	312.90	824-241	32.40
B-6107x60	72.00	B-6861.99	304.80	B-82512	272.40
B-6107x72	82.20	B-6867	150.00	B-826	269.40
B-635	205.20	B-687	69.00	B-826.18	325.50
B-6351	241.80	B-6897	246.00	826-20	162.90
B-6637	89.10	B-6897.99	257.10	B-8263	277.80
B-667	81.00	B-6898.99	188.70	B-8263.18	368.40
B-6677	81.00	B-697	177.90	B-828	687.60
B-6697	117.60	B-6977	177.90	B-8281	668.40
B-6699	175.20	B-699	248.40	B-830	544.50
B-66997	175.20	B-6997	248.40	830-162	77.40
B-670	49.50	B-6999	318.30	830-164	20.70
B-6707	49.50	B-69997	318.30	830-341	44.10
B-671	48.90	B-710 115V	692.10	830-359	91.50
B-6717	48.90	B-7120 115V	881.40	830-372	100.20
B-672	57.00	B-7120 230V	881.40	833-359	113.70
B-6727	57.00	B-7125	1,688.40	833-372	123.00
B-6737x24	111.00	B-7128 115V	1,071.60	B-8397	116.40
B-673x18	103.50	B-7128 230V	1,071.60	B-840	1,082.40
B-673x24	111.00	B-7179	2,106.60	B-842	1,066.20
B-6747x24	115.20	B-7180 115V	972.60	B-845	1,054.20
B-674x18	108.90	B-7180 230V	972.60	B-846	1,044.00
B-674x24	115.20	B-7188 115V	1,147.80	B-848	1,035.30
B-676x24	276.60	B-7188 230V	1,147.80	B-850	977.10
B-677	55.80	B-72860	251.40	B-852	953.40
B-6777	55.80	B-72974	270.90	B-855	951.60
B-680	78.60	B-750 115V	1,947.00	B-856	942.60
B-6806.99x12	61.50	B-750 230V	1,947.00	B-858	925.80
B-6806.99x18	71.70	750-506	118.80	B-8870	1,008.60
B-6806.99x24	76.20	B-7671	18.30	B-8872	1,004.40
B-6806.99x30	81.00	B-76717	18.30	B-8875	1,008.60
B-6806.99x36	84.00	B-7672	22.80	B-8876	965.70
B-6806.99x42	87.30	B-76727	22.80	B-8878	877.20
B-6806.99x48	95.10	B-7685	35.40	B-918116L	2,321.10
B-6806x12	56.40	B-76857	35.40	B-918116R	2,321.10
B-6806x18	57.30	B-7686	55.50	B-9262	735.90
B-6806x24	61.20	B-76867	55.50	B-9279	825.90
B-6806x30	63.60	B-7816	1,323.30	B-942	231.00
B-6806x36	68.70	B-81212	99.60	B-9542	118.50
B-6806x42	73.50	B-81312	123.00	B-9543	182.70
B-6806x48	82.80	B-81412	107.70	B-9547	222.00
B-6807	78.60	818615	172.50	9806x18	399.30
B-68137	209.10	B-822	80.70	9806x24	420.30
B-68137.99	317.10	B-8221	80.70	9806x36	441.00
B-682	75.60	B-82216	93.90	9806x42	462.00
B-6827	75.60	B-8226	93.90	9806x48	475.20
B-683x24	166.80	B-823	192.30	B-983	281.70
B-685	95.70	B-8231	192.30	B-985	989.40
B-6857	95.70	B-82316	224.10	B-9890	717.00
B-686	150.00	B-8236	222.60		

**Parts Price List Information**

1. Prices shown on all Parts Price Lists issued prior to March 14, 2022 are no longer effective. Prices do not include applicable Sales or Use Taxes.
2. All Part Numbers are listed in numerical order starting with the first digit on the
3. For Parts Prices not shown, contact Bobrick Customer Service Department.

Part Number	Part Name	List Price	Part Number	Part Name	List Price
<b>REPLACEMENT PARTS FOR WASHROOM ACCESSORIES</b>					
150-4	Soap Container -Charcoal	9.20	3588-33	Paper Holder Assembly	26.40
151-4	Liquid Valve, Beige	7.40	3588-53	Skirt Kit	155.70
155-7	Soap Container, 24 oz	6.30	3588-73	Door Replacement Kit	69.60
201-17	Key	1.00	35139-53	Skirt Kit	158.90
2111-21	Washer	0.70	35139-78	Waste Receptacle Replacement Kit	76.20
2112-34	Window & O-Ring, before June 1997	4.10	3533-44	Intl Label	10.00
2112-38	Window & O-Ring, after June 1997	6.60	314370-22	Knob Latch	16.60
234-44	Lock & Key for Coin Box	12.40	359039-53	Skirt Kit	188.70
234-51	Lock & Key	12.40	359039-73	Door Replacement Kit	89.40
234-59	Coin Plate -Tampon 25 Cents	8.10	35649-53	Skirt Kit	626.20
24-17	BobKey	1.00	35649-73	Door Replacement Kit	218.50
253-2	Spindle	11.30	39003-31	Waste Receptacle	104.00
254-36	Waste Receptacle	11.30	35639-53	Skirt Kit	228.50
2621-8	Knob Latch	12.40	35639-73	Door Replacement Kit	155.70
263-39	Lock & Key	12.40	35639-83	Waste Receptacle Replacement Kit	198.70
26607-25	Soap Pump Reservoir	111.30	3653-44	Intl Label	10.00
268-14	Heavy Vinyl Liner	28.90	360-48	Lock & Key	12.40
268-51	Hook Assembly Kit	120.20	368-16	Vinyl Liner	27.30
273-103	Spindle, after December 1973	9.00	369-112	Waste Receptacle	99.00
2746-3	Spindle	7.60	3699-57	Skirt Replacement Kit	185.90
2746-9	Lock & Key Kit	16.60	3706-161	Classic Coin Convert Kit 25 Cent	79.70
275-14	Vinyl Liner	24.90	3706-162	Coin Conversion Kit 50 Cent	79.70
279-14	Heavy Vinyl Liner	20.60	3706-175	Door Lock & Key CAT-118	13.90
2800-101	Lock & Key -Upper, CAT 118	19.60	3706-191	Tampon Bezel Assembly 25 Cent	38.60
2800-104	Lock & Key -Lower, CAT 118	19.60	3706-192	Napkin Bezel Assembly 25 Cent	38.60
2800-28	Lock & Key -Upper	13.10	3706-193	Tampon Bezel Assembly 50 Cent	38.60
2800-48	Lock -Lower	13.10	3706-194	Napkin Bezel Assembly 50 Cent	38.60
2802x2-22	Lock & Key -Lower	13.10	370634-17	Skirt Replacement Kit, Semi-Recessed	215.40
282-114	Handle w/Setscrew Replacement Kit	10.90	370639-18	6" Skirt Repl Kit, Surface	282.00
283-504	Roller	4.10	3725-53	Door Replacement Kit	551.60
288-122	Lock & Key	12.40	3803-20	Waste Receptacle	108.20
288-42	Lock & Key, Contura	12.40	38032-57	Skirt Replacement Kit	227.20
2890-41	Replacement Key for B-2890	2.60	3803-5	Lock & Key	12.40
2892-36	Lock & Key	12.40	38030-36	Dryer Assembly 230v	917.60
301-19	Lock & Key	12.40	38074-15	Waste Receptacle	82.70
305-19	Lock & Key	12.40	383257	Lock & Key	12.40
306-35	Window Kit	10.90	388-42	Lock & Key & Nut	12.40
306-476	Valve Kit, after July 1994	67.80	39003-21	Lock & Key	12.40
310-19	Collar Nut	2.20	3942-57	2" Skirt -Formerly 3942-9	229.20
330-41	Lock & Key	13.60	3944-30	Lock & Key	9.40
330-43	CAT 74 Door Key	1.90	3944-41	Lock & Key	12.40
344-20	Lock & Key	12.40	3944-55	Door Replacement for B-3944	172.30
3500-100	Lock & Key Upper	13.40	3949-57	Skirt	305.50
3500-58	Lock & Key	13.10	39603-15	Lock & Key	12.40
3500-94	Lock	13.10	3961-52	Roll Towel Module Replacement Kit	172.30
3500-99	Lock & Key	13.10	3974-63	Set Of Repl Landr Towel Support	9.40
3500x2-177	Coin Plate Kit 50 Cents	36.10	4063-83	Window Replacement Kit	16.60
3502x2-22	Lock & Key -Formerly 344-22	13.10	4112-19	Collar Nut	1.90
352-100	Lock & Key -Formerly 352-10	13.10	4112-34	Window Replacement Kit	66.60
352-110N	Coinplate -Napkin 25 Cents	2.40	42-5	Lid	9.60
352-110T	Coinplate -Tampon 25 Cents	2.40	4262-36	Lock & Key	12.40
352-111	Lock & Key for Coin Box	13.10	4288-9	Spindle	3.80
352-112	Key for Coin Box	2.00	43500-24	Lock & Key	7.40
352-113	Napkin Weight	32.60	4353-35	Waste Receptacle, Rework	27.90
352-122	Cat 118 Key	2.00	4354-31	Hardware Packet	12.40
352-15	Tampon Rotor	7.40	4354-36	Waste Receptacle	21.70
352-50	Lock & Key	13.10	4369-20	Lock & Key	12.40
353-25	Lock & Key	12.40	43699-19	Skirt Replacement Kit	173.50
357-48	Waste Receptacle	22.80	43944-20	Lock & Key	12.40

Part Number	Part Name	List Price	Part Number	Part Name	List Price
43944-91	Door Assembly Replacement Kit	215.40	822-45	Container with Cap	14.30
43949-19	Skirt Replacement Kit	297.20	822-81	Mounting Nut, Series F	2.20
4706-161	Contura Coin Convert Kit 25 Cent	105.30	822-94	Bottle Cap	5.50
4706-162	Contura Coin Convert Kit 50 Cent	88.50	822-95	Bottle	5.50
4706-175	Door Lock & Key CAT-118	13.90	822-619	Soap Pump	64.10
4706-191	Tampon Bezel Assembly 25 Cent	28.70	8221-45	Bottle, 20 oz. & Cap	13.80
4706-192	Napkin Bezel Assembly 25 Cent	28.70	8221-95	Soap Container	5.20
4706-193	Tampon Bezel Assembly 50 Cent	28.70	8221-402	Universal Basin Mounting Group	32.40
4706-194	Napkin Bezel Assembly 60 Cent	28.70	8221-619	Soap Pump	64.10
47064-17	Skirt Replacement Kit, Semi-Recessed	247.90	82216-619	Soap Pump	66.50
47069-18	Contura Skirt, Surface-Mounted Kit	291.00	8226-619	Soap Pump	78.50
5050-45	Lid Replacement Kit	35.60	823-34	Basin Mounting Kit	23.20
517-225	Seat, Padded, Right Hand	327.80	823-32	Foam Dispenser Assmby Kit	115.90
518-225	Seat, Padded, Left Hand	327.80	8231-34	Basin Mounting Kit	23.20
52860-21	Lock & Key	12.40	823-35	Bottle & Cap Kit	16.60
5288-7	Spindle	13.80	8231-35	Bottle & Cap Kit	16.60
576-181	Lock Washer -Bench	0.30	824-167	Lavatory Gasket Field Kit	21.30
6777-17	Wall Plate, after June 1985	3.40	824-210	Nozzle Tip Replacement Kit Liquid	10.80
6777-9	Setscrew, after June 1985	0.40	824-322	Duckbill Housing	40.10
700-121	Motor Brush Kit	23.50	824-343	Installation Hardware Packet	71.80
700-156	Cover Mounting Screws -Set of 2	7.10	824-443	Installation Hardware Packet	40.80
700-325	Triac	74.70	824-525	Top Housing Assembly Liquid	193.40
700-360	Control, Autopilot 115V	409.80	824-550	Bottom Housing Assembly Liquid	354.40
700-361	Control, Autopilot 208/240V	409.80	828-310	Nozzle Tip Replacement Kit Liquid	14.30
700-55	Allen Wrench	7.10	828-322	Foam Mixer Housing	31.90
701-138	Sensor Board, Touch Button	50.60	828-343	Installation Hardware Packet	76.90
7120-150 115V	White Cover Replacement	361.50	828-443	Installation Hardware Spare Kit	33.60
712-360	Control 115V	328.00	828-525	Top Housing Assembly Foam	268.80
7125-150	Cover InstaDry Stainless	954.90	828-550	Bottom Housing Assy. Kit, Foam, Series C	389.80
7125-25	Controller InstaDry	829.70	8281-43	Installation Hardware Packet	33.60
7125-30	Controller Loom InstaDry	360.10	828-83	Fiber Optic Nut	4.50
712-361	Control 230v	344.40	8281-25	Top Housing Assy Foam, 1", Kit	268.80
7128-150 115V	Stainless Steel Cover	511.40	8281-50	Bottom Housing Assembly Foam	389.80
7180-150 115V	White Dryer Cover	339.90	840-225	Top Housing Assy. Foam, Polished Brass	403.20
7188-150 115V	Chrome Dryer	480.00	842-225	Top Housing Assy. Foam, Matte Black	403.20
718-360	Controller	366.80	845-225	Top Housing Assy. Foam, Brushed Nickel	403.20
72860-43	Plastic Key	1.90	846-225	Top Housing Assy. Foam, Polished Nickel	403.20
731-360	Timer, Touch Button 115V	316.20	848-225	Top Housing Assy. Foam, Polished Chrome	403.20
731-361	Timer, Touch Button 208/240V	316.20	848-250	Bottom Housing Assy., Foam	638.40
750-150 115V	Cover Assembly, White	611.00	850-225	Top Housing Assy. Liquid, Polished Brass	367.40
750-150 230V	Cover Assembly, White	611.00	852-225	Top Housing Assy. Liquid, Matte Black	416.60
750-360	Control, Autopilot 115V	409.80	855-225	Top Housing Assy. Liquid, Brushed Nickel	345.00
750-361	Control, Autopilot 208/240V	409.80	856-225	Top Housing Assy. Liquid, Polished Nickel	338.20
770-150 115V	White Dryer Cover	387.60	858-225	Top Housing Assy. Liquid, Polished Chrome	331.50
770-360	Controller	366.80	858-250	Bottom Housing Assembly Liquid	492.80
778-150 230V	Chrome Dryer Cover	477.10	9279-20	Bracket, Waste Receptacle	183.10
822-110	Supply Tube	8.70	9806-20	Dry Wall Kit	153.60
822-25	BobKey - Spindle	1.00			

**REPLACEMENT PARTS FOR TOILET PARTITIONS**

891099	Graffiti Remover, 10 fl. oz. Bottle	16.10	1000862	Track Packet	75.90
1000070	Stainless Steel Post to Ceiling	278.60	1000869	Robe Hook	12.20
1000244	Anchor Packet Wood Floor	27.40	1000927	Headrail Bracket	3.60
1000282	Panel In-Line w/Stile Bracket 3/4"	43.50	1000972	U Bracket, Panel-to-Stile 1/2"	9.00
1000312	Pull Handle Packet	15.50	1000974	Y Bracket	19.30
1000345	Headrail 120", 1082 - Series, Raw	155.40	1000975	F Bracket, Panel-to-Wall 1/2"	22.30
1000351	L Bracket-Panel to Stile	9.30	1000978	End Cap for Headrail 3/4"	24.50
1000353	F Bracket-Panel to Wall 1"	20.60	1001365	Stainless Steel U Wall Channel -Continuous 1"	142.00
1000356	U Bracket-Panel to Stile 1"	10.70	1001368	Stainless Steel U Wall Channel -Continuous 1/2"	142.00
1000357	Bracket-Wall Hung Urinal Screen 1"	52.60	1001371	Stainless Steel Angle Bracket -Continuous	97.30
1000375	Curtain Track	26.50	1001375	Stainless Steel Strip Bracket -Continuous	97.30
1000418	Label-Handicapped Symbol	5.90	1001514	Support Bracket	56.70
1000762	End Cap for Headrail 1"	14.40	1002038	I/S Door Hardware, Zamak, 1540	76.20
1000803	Ceiling Anchor Packet 4" Stile	26.20	1002039	O/S Door Hardware, Zamak, 1540	76.20
1000821	Headrail, 120"-1042 Series, Raw	137.50	1002140	I/S Alcove Keeper, Zamak, 1540	18.20
1000833	Curtain Hook	12.20	1002144	O/S Alcove Keeper, Zamak, 1540	39.80
1002156	Hinge Cam, 1040/1080	2.20	1002416	Floor Anchor Packet	12.20
1002175	Shoe 3"	31.70	1002422	Leveling Bolt	0.60




Part Number	Part Name	List Price	Part Number	Part Name	List Price
1002176	Shoe 4"	33.30	1002438	I/S Door Hardware-Stainless Steel, 1540	290.80
1002177	Shoe 6"	37.50	1002448	O/S Door Hardware-Stainless Steel, 1540	290.80
1002178	Shoe 8"	41.50	1002484	Driver Kit for Torx Screws	19.80
1002179	Shoe 10"	48.50	1002491	Torx Screw, 1/4-20 x 1/2" Machine	0.60
1002180	Shoe 12"	52.30	1002493	Torx Screw, 1/4-20 x 5/8" Machine	0.90
1002181	Shoe 16"	62.90	1002494	Torx Screw, 1/4-20 x 3/4" Machine	0.90
1002182	Shoe 20"	75.10	1002495	Torx Screw, #12 x 2" Sheet Metal	1.00
1002183	Shoe 24"	85.20	1002499	Torx Screw, #12 x 7/16" Sheet Metal	0.60
1002184	Shoe 5"	37.90	1002500	Torx Screw, #12 x 3/4" Sheet Metal	1.30
1002185	Clip, Shoe	2.50	1002510	Door Plate w/Bumpers, .67	37.10
1002189	Screw, Shoe	2.20	1002522	I/S Latch Packet, Zamak	21.40
1002196	Shoe 18"	64.40	1002523	O/S Latch Packet, Zamak	22.90
1002197	Shoe 7"	59.00	1002524	I/S Keeper Packet, Zamak	49.40
1002322	45 Degree Angle Packet	49.20	1002525	O/S Keeper Packet, Zamak	19.10
1002330	L Hinge Packet, 1040/1080	62.60	1002564	Stainless Steel Latch Packet, 1540 I/S	79.20
1002331	J Hinge Packet, 1040/1080	62.60	1002565	Stainless Steel Latch Packet, 1540 O/S	90.00
1002346	.67 Wall Post	243.50	1002566	Stainless Steel Keeper Packet, 1540 I/S	55.10
1002350	Panel to Wall Packet, Zamak, 1540	40.10	1002567	Stainless Steel Keeper Packet, 1540 O/S	58.20
1002358	Stile Packet, 1540	31.70	1002589	Silicone Grease	26.20
1002360	Headrail Attachment Packet, 1542	31.30	1002612	Occupancy Indicator Latch	84.50
1002365	U/S Packet, Zamak, 1540	43.20	1002639	Bracket, Panel-to-Wall, 3/4"	24.50
1002375	Headrail, 84", 1542	66.10	1002640	Point Option Bracket for Wall-Hung	125.80
1002377	Headrail, 120", 1542 Series, Raw	94.30	1002664	Sex Bolt, Male #10-24 x 3/8	2.20
1002380	Headrail, 84", 1032/1042/1842	111.10	1002665	Sex Bolt, Male #10-24 x 5/8	0.90
1002385	Headrail, 84", 1082/1182/.67	111.10	1002666	Sex Bolt, Female #10-24	2.50
1002387	72" Angle	97.30	1002701	Floor Anchor, 1080	24.50
1002388	U-Channel 72", Continuous .67 1/2"	146.00	1002703	SPC Floor Anchor	80.50
1002389	Strip, Stainless Steel w/Holes, 71 1/2"	105.90	1002836	Stile Stiffener Packet 1080/1090	169.20
1002394	Inline Alcove Panel Packet, Zamak, 1540	123.40	1002837	Stile Stiffener Packet 1080/1090.67	169.20
1002413	Shoe Retainer, 1542	2.20	1040-42	Latch Packet (Replaced 1001492)	74.10

**Shipments.**

Washroom Accessories are F.O.B. factory: Clifton Park, New York; Jackson, Tennessee; North Hollywood, California; or Denver, Colorado.  
Mirrors and Mirror/Shelf units are F.O.B. factory: Clifton Park, New York; Jackson, Tennessee; or North Hollywood, California.

Bobrick recommends that all mirrors and mirror/shelf units ship by truck to reduce risk of damage. For customer's convenience, Bobrick is directed to make shipment of mirrors and mirror/shelf units (other than mirrors noted by truck ship only symbol) by FedEx, a handling charge will be added per mirror or mirror/shelf carton.

Bobrick ships by the most economical carrier available; FedEx, where size permits. Models that exceed UPS limitations and must be shipped by truck are identified by the symbol .  Truck shipments are subject to a fuel surcharge.

On FedEx, UPS, DHL, USPS and other parcel carrier shipments, the applicable fee for insurance will be included in the amount added for delivery plus a handling charge for each carton.

**Terms of Sale.**

Terms – Net 30 days from date of invoice. Past due accounts may be subject to a service charge.

**Authorized Returns.**

Bobrick will accept the return of any current cataloged washroom accessory when accompanied by an invoice that is less than 1 year old. Minimum return is \$100.00. When a return is so authorized, item(s) must be received in a re-salable condition with freight prepaid. Items are subject to inspection prior to issuing credit. Return item(s) will be subject to a handling and restocking fee.


**Prices.**

The prices shown herein are net.

This price list is applicable only to Bobrick's authorized distributors. Possession of this price list by any person does not necessarily constitute our offer to sell the products listed at the prices shown. Prices shown herein supersede previously issued price lists.

For submittals on formal bids to governmental agencies (federal, state, or local), price-on-application (POA) models, or special production models (colors and sizes other than those shown in current Bobrick Catalogs or Color Guides), contact Bobrick Washroom Equipment, Inc., 6901 Tujunga Ave., North Hollywood, California 91605-6213. Prices do not include applicable sales or use taxes, freight, or installation costs.

**Quick Ship® Washroom Accessory Program.**

Over 125 washroom accessory models identified by the  symbol can be shipped two workdays after receipt of order for qualified distributors. Quoted orders and FFA orders do not qualify for the QuickShip Program. There is no additional charge added to the prices shown in this price list for QuickShip service.

**Samples.**

A sample of any model will be sent upon request for examination and test, and may be returned within 30 days for full credit. Samples of all washroom accessories are invoiced at Distributor's Net Cost.

**Resale Price.**

Bobrick sells through recognized distributors and does not establish a maximum or minimum resale price for its merchandise. Distributors may set their own resale price. However, for sales of soap dispensers and washroom accessories to building owners and others, Bobrick publishes a Commercial Price List with recommended selling prices. For sales of all equipment to contractors.

**Catalogs.**

For illustrations and complete descriptions of Bobrick's Washroom Accessories, Toilet Cubicles and Partitions, Urinal Screens, Shower Dividers, and Dressing Compartments listed herein, see current Bobrick Catalogs, which are available on request. A parts information and price list is available for all models.

**Technical Data.**

Technical Data Sheets that include illustrations, descriptions of materials, dimensions, installation instructions, and guide specifications are available on Bobrick's website [Bobrick.com](http://Bobrick.com).

**Prices Subject to Change Without Notice.**



**BUILDING VALUE SINCE 1906**

**BOBRICK.COM**

**Bobrick Washroom Equipment, Inc**

**Los Angeles:** 6901 Tujunga Ave., North Hollywood, CA 91605-6213

Telephone: 818.982.9600, Fax: 818.503.9287, e-mail: [customerservice@bobrick.com](mailto:customerservice@bobrick.com)

**New York:** 200 Commerce Drive, Clifton Park, NY 12065-1350;

Telephone: 518.877-7444, Fax: 518.877.5029, e-mail: [customerservice@bobrick.com](mailto:customerservice@bobrick.com)

CompacDryer, DesignerSeries, DuraDry, InstaDry, LinerMate, MatrixSeries, TerraDry, TowelMate, TrimDry, TrimLineSeries, QuietDrySeries are each trademarks; AirCraft, Bobrick, ClassicSeries, ConturaSeries, Koala Kare Products, Koala, Koala Bear Kare, Koala Kare, LiquidMate, QuickShip, and SureFlo are each registered trademarks of Bobrick Washroom Equipment, Inc.

**SUPPLEMENTAL**  
**US AFTERMARKET DISTRIBUTOR'S NET PRICE LIST**  
**EFFECTIVE JANUARY 1, 2022**  
Use with Distributor's Net Price List Effective June 1, 2022

---

Model Number	Description	Shipping Data		Net Cost
		Size (cu ft)	Weight (lb)	Each (\$)
FWFC-1	Falcon Cartridge, Single (can be shipped in convenient master packs of 32 cartridges)	0.09	0.9	\$ 37.60 each
FWFC-20	Falcon Cartridge, 20 Pack	1.27	16	\$ 681.85 case

---



**Bobrick Washroom Equipment, Inc.**  
**Los Angeles:** 6901 Tujunga Avenue, North Hollywood, CA 91605-5882  
Telephone: (818) 982-9600, FAX: (818) 503-1102,  
**New York:** 200 Commerce Drive, Clifton Park, NY 12065-1350  
Telephone: (518) 877-7444, FAX: (518) 877-5029,  
or e-mail: [customerservice@bobrick.com](mailto:customerservice@bobrick.com)